


LA UNION IN

# MMMXIX

2019 ANNUAL REPORT



**SOPA**  
OFFICE OF THE PROVINCE ADDRESS: 2020

GOVERNOR FRANCISCO EMMANUEL "PACOY" R. ORTEGA III



### **About the Cover**

The cover portrays the Provincial Governor, Hon. Francisco Emmanuel "Pacoy" R. Ortega III, as he delivers a message to the people of La Union. Good governance is dynamic and relentless. It is the key for transformational change that will bring about quality public services for the improved welfare of the people.



# FOREWORD

Transformative good governance has always been the defining factor that has brought the Province of La Union to greater heights. This was initiated through the leadership of Governor Francisco Emmanuel “Pacoy” R. Ortega III, who set the direction for the Provincial Government of La Union (PGLU) and introduced his brand of governance, which relies on transformative power to turn visions and advocacies into actions.

The administration’s profound dedication and strong efforts to raise the bar of public service have made La Union’s journey to transformation challenging and, at the same time, compelling as the Province continues to reap the fruits of its labor through the multiple advancements, awards, and accolades it has acquired over the past four (4) years.

Among the major and notable accomplishments which PGLU received are the following: La Union was adjudged by the Institute for Solidarity in Asia (ISA) as Performance Governance System (PGS) Proficient during its 3rd Stage Revalida. On top of that, PGLU also received the Silver Trailblazer Award – a feat only a few have accomplished; In the 2019 Cities and Municipalities Competitiveness Index (CMCI) under the Provincial Category, La Union has ranked 14th/76 entries nationwide; Lastly, as a validation of all initiatives to uplift the quality of life of our people, Data from the Philippine Statistics Authority (PSA) shows that La Union’s poverty incidence among population decreased from 17.5 in 2015 to 4.4 in 2018. Poverty incidence among families also experienced a significant decrease from 13.5 percent in 2015 to 3.2 in 2018.

All these milestones and accomplishments brought the Provincial Government closer to the transformation it has been aspiring for and enabled La Union to stand strong against all obstacles and challenges that come its way – one of which is the CoViD-19 Pandemic.

Clearly, this pandemic can be considered as the most catastrophic health calamity of modern times as it drastically affected even the most advanced nations across the globe. Unfortunately, La Union was not spared.

The Province was one of the many who were caught off guard, but its advocacy on transformation enabled it to instantaneously adapt to the abrupt changes and gave it the capability to make most out of the limitations which the pandemic has set.

Specifically, the transformation which La Union acquired along the journey paved the way for the Provincial Government to brace for and mitigate the impacts of the pandemic through proper planning, resource management, inter-organizational convergence, and innovative solutions. Consequently, these strengthened the Province’s CoViD-19 response initiatives and enabled it to shift its focus onwards resurgence and recovery.

Change may be inevitable, but the PGLU’s relentless pursuit of transformation made the Province accustomed to adaptation and, at the same time, given the Province the capability to thrive under these drastic circumstances.

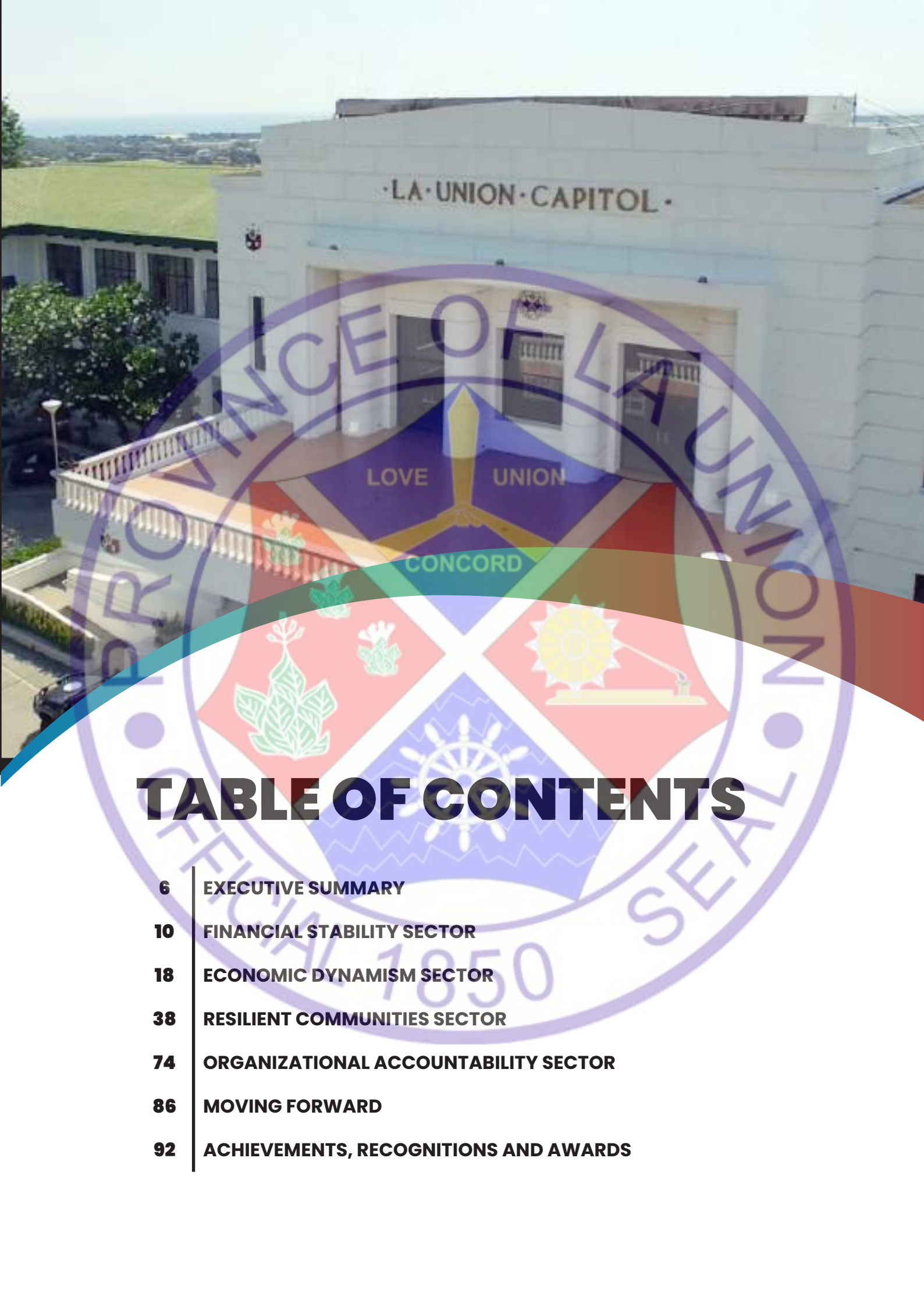
Indeed, this crisis proves that life is uncertain, and how a single circumstance can change the lives of everyone. In the advent of the New Normal, the Provincial Government aims to sustain an environment where its people can enjoy their freedom and liberty by making La Union a Province worth living in.

While the pandemic forced the world to change, La Union never lost sight of its goal, which is to transform the lives of its people. The CoViD-19 pandemic may have forced us to observe social distancing, but it has made the Province and its people united more than ever.









LA UNION CAPITOL

# TABLE OF CONTENTS

<b>6</b>	<b>EXECUTIVE SUMMARY</b>
<b>10</b>	<b>FINANCIAL STABILITY SECTOR</b>
<b>18</b>	<b>ECONOMIC DYNAMISM SECTOR</b>
<b>38</b>	<b>RESILIENT COMMUNITIES SECTOR</b>
<b>74</b>	<b>ORGANIZATIONAL ACCOUNTABILITY SECTOR</b>
<b>86</b>	<b>MOVING FORWARD</b>
<b>92</b>	<b>ACHIEVEMENTS, RECOGNITIONS AND AWARDS</b>



GIYUGEN  
PULL  
HELAN

LOVE

UNION

CONCORD

PROVINCE OF LA UNION  
OFFICIAL SEAL  
1850







## **EXECUTIVE SUMMARY**

The Provincial Government of La Union (PGLU) is committed to improving the quality of life of its citizens through the delivery of responsive quality service. In 2019, the Provincial Government started to pursue its 2019-2022 Medium-term Tourism Roadmap. With this, the Province developed and implemented strategic initiatives and carried out programs, projects and activities aligned with the Province's Vision to become the Heart of Agri-tourism in Northern Luzon by 2025. This can be gleaned in the various accomplishments of the following sectors: Financial Stability, Infrastructure Development; Economic Dynamism and Competitiveness, Resilient Communities, and Organizational Accountability and Governance.



The Financial Stability sector continues to register increasing revenue collections from 2016–2019, which can be attributed to the sustained revenue-generation measures of the Province like improved property assessment systems and intensified tax collection strategies. In 2019, the Provincial Government generated a total income from local sources of P460,085,149.00, higher than its level from 2016–2018 and 2019 target. The Province also recorded efficient spending of its funds including other funds such as the Development Fund, RA 7171 Fund, and Special Education Fund (SEF), among others. During the year in review, the Province’s utilization rate peaked at 82.75 percent. The Province was also once again awarded with the Seal of Good Financial Housekeeping as it remained compliant to existing laws, rules, and regulations in its financial transactions and exhibited continued transparency and accountability in 2019. Indeed the Provincial Government achieved sound expenditure management during the year in review.

The Economic Dynamism Sector saw sustained sufficiency levels in all major agricultural commodities. This was despite the decline in production in all major food commodities brought about by the negative effects of weather-related disturbances and other perils in the agriculture sector. Other sectors such as trade, tourism, industry and investments performed better in 2019. The Provincial Government also sustained and improved business competitiveness in the province as it maintained its rank in the CY 2019 Cities and Municipalities Competitiveness (CMCI) Index. Notably, tourist arrivals rose in 2019, registering an increasing trend from 2016–2019. The Province developed competitive and sustainable tourism sites, increased opportunities for employment, expanded access to industry-related skills training, and continuously addressing infrastructure gaps in major industries.

The Resilient Communities Sector aims to transform La Union into the “Home of Empowered and Resilient People” by accelerating human capital development in the province. Remarkably, the poverty situation of La Union improved as both its poverty incidence among families and population declined in 2018. The province recorded the lowest poverty incidence among families





and population in Region 1 as well as in Northern Luzon. Nationwide, the province also ranked 7th with the lowest poverty incidence among families and population. For the health sector, majority of the health indicators registered improved performance. For the education sector, various programs were implemented to improve the quality of education in the Province. The Province also continuously provided various social services to cater to the needs of the different vulnerable sectors in the province, which include the children, youth, women, elderly, and Persons with Disabilities (PWDs). The Provincial Government also implemented environmental efforts and disaster preparedness and resiliency measures, and, at the same time carried out local and national public order, peace, and security measures.

The Organizational Accountability Sector remained committed in providing a transparent, accountable and efficient government during the year in review. In 2019, the number of component LGUs, which were Seal of Good Local Governance (SGLG) awardees increased. The Province was also successful on its bid for ISO Certification on Quality Management System. And, it bagged the Silver Trailblazer Award as the Province was conferred with the Performance Governance Systems (PGS) Proficiency Stage. The Provincial Government continued to comply with the policies and regulations laid down by the national government on the procurement process for goods and services, and adheres to the directives of concerned agencies as part of its continuing efforts to render more transparent and accountable services to its constituents. During the year in review, all the Departments as well as its Units and employees contributed to the high organizational performance of the Province. The Provincial Government also ensured that the CSOs, Non-Government Organizations (NGOs) and Peoples Organizations (POs) were more aware of their unique role and were enjoined in local planning and other development processes. All these, resulted to a 96.25 percent overall citizen satisfaction rating in 2019, which is an indication of an effective and efficient delivery of services by the Provincial Government.









## **FINANCIAL STABILITY**

The Financial Stability Sector sustained the bankability of the Provincial Government in 2019 as it remained financially stable in handling its resources and expenditures. This could be affirmed by its Seal of Good Financial Housekeeping award, which is a manifestation of its exemplary performance in its financial operations and management.




**SUSTAINABLE REVENUE GENERATION**

**REVENUES: Increasing Local Sources**

In 2019, the Province generated a total income from local sources of P460,085,148.60, higher by 9.96 percent than its level in the preceding year at P418,085,149.00 (see Figure 1.1). The increment was a result of the collection strategies for the intensification of local revenue collection such as the deployment of collection teams provincewide all year round, distribution and posting of tax campaign materials (posters and tarpaulins) in the 19 municipalities, five district hospitals and LUMC, monitoring and analysis of collection trends, and monitoring of Revenue and Performance Assessment (RPA) of the 19 municipalities for tax revenues. The Province’s total income generated registered an upward trend from 2016–2019.

**Figure 1.1. Total Income from Local Sources in La Union: 2019 versus 2016–2018 and 2019 Target (in PHP)**



**Source of Data:** Office of the Provincial Treasurer

However, the total revenue generated during the year in review was lower by 4.13 percent when compared to its 2019 target of P479,917,338.00 (see Figure 1.1). This is equivalent to a collection efficiency rate of 95.87 percent (see Table 1.1).

At least half of the total revenue generated (53.29% share) was obtained from the Economic Enterprise of the five district hospitals. This could be attributed to the several interventions conducted such as dialogues with all District Hospitals. This was followed by Special Education Fund and Real Property Tax with 18.07 percent share and 12.58 percent share, respectively.

By type, the Province generated a total tax revenue of P157,549,064.35 in 2019, lower by 0.04 percentage points than the 2019 target of P157,600,000.00. This figure comprised



34.24 percent share of the total income generated during the year in review. On the other hand, non-tax revenues amounting to P302,536,084.25 shared 65.76 percent of the total income generated.

**Table 1.1. Total Income from Local Sources in La Union, Target vs. Actual Collection : 2019**

Local Revenue Sources	Targets	Actual Collections	Over (Under)	Collection Efficiency (%)
<b>Tax Revenues</b>				
Real Property Tax	60,000,000.00	57,869,766.79	(2,130,233.21)	96.45
Special Education Fund	85,700,000.00	83,119,505.11	(2,580,494.89)	96.99
Business Tax	8,000,000.00	7,474,380.56	(525,619.44)	93.43
Other Taxes	3,900,000.00	9,085,411.89	5,185,411.89	232.96
<b>Total Tax Revenues</b>	<b>157,600,000.00</b>	<b>157,549,064.35</b>	<b>(50,935.65)</b>	<b>99.96</b>
<b>Non Tax Revenues</b>				
Regulatory Fees	17,450,000.00	31,061,655.90	13,611,655.90	178.00
Service Charges	2,000,000.00	6,550,583.03	4,550,583.03	327.53
Economic Enterprise	4,700,000.00	5,716,558.82	1,016,558.82	121.63
EE-5 District Hospitals	283,167,388.00	245,185,235.29	(37,982,152.71)	86.59
Other Receipts	15,000,000.00	14,022,051.21	(977,948.79)	93.48
<b>Total Non-Tax Revenue</b>	<b>322,317,388.00</b>	<b>302,536,084.25</b>	<b>(19,781,303.45)</b>	<b>93.86</b>
<b>TOTAL</b>	<b>479,917,338.00</b>	<b>460,085,148.60</b>	<b>(19,832,239.40)</b>	<b>95.87</b>

**Source of Data:** Office of the Provincial Treasurer


### REVENUES: Increasing Real Property Tax Base

In order to realize its goals in revenue generation, the Provincial Government regularly monitors and updates the Real Property Unit (RPU) Count. In 2019, the RPU Count increased to 395,805, slightly higher by 0.67 percent when compared to its level in 2018 at 393,164. The increment in RPU Count is a positive indication for the Province as more real properties identified will result to an increase in tax collectibles. An upward trend could be observed in RPU Count from 2016–2019.

<sup>1</sup> The amount to be collected from the Real Property Tax (RPT) greatly depends on the assessed real properties of an LGU. These real properties are expressed as Real Property Units (RPUs) in the local assessment parlance. RPUs are an integral part of the assessment of RPT since they are the indicators of how many properties (i.e. land, building, machinery, and other improvements) have current and updated tax that a municipality has declared.

The top three component LGUs with the highest RPU Count in 2019 were the Municipalities of Bauang at 36,174 (9.14% share), San Juan at 35,411 (8.95% share) and Agoo at 34,598 (8.74% share) (see Table 1.2). This entails that the tax declarations of the aforementioned municipalities were current and updated. The Municipalities of Bauang (4,019), Bagulin (7,999), and Santol (9,328) registered otherwise.

**Figure 1.2. Real Property Unit (RPU) Count in La Union: 2019 vs 2016-2018**



Source of Data: Office of the Provincial Assessor

**Table 1.2. Real Property Unit (RPU) Count and Land Area by City/ Municipality in La Union: 2019 vs. 2018**

City/ Municipality	Real Property Unit Count		Land Area (square meter)	
	Ending December 2018	Ending December 2019	Ending December 2018	Ending December 2019
Agoo	34,535	34,598	50,685,522.83	50,784,594.08
Aringay	23,549	23,758	127,477,954.90	127,713,744.39
Bacnotan	27,341	27,584	82,356,418.72	91,068,497.41
Bagulin	7,911	7,999	80,942,863.24	81,133,169.53
Balaoan	26,698	26,602	67,557,557.68	67,945,053.75
Bangar	22,863	22,968	30,410,318.25	30,485,190.75
Bauang	36,202	36,174	71,376,004.37	71,638,933.61
Burgos	3,981	4,019	28,228,161.00	28,253,144.00
Caba	12,223	12,364	43,961,399.74	44,092,599.24
Luna	33,635	33,773	42,984,094.90	42,882,509.17
Naguilian	26,327	26,762	100,071,331.68	100,480,745.87
Pugo	11,956	12,079	53,933,120.51	54,242,568.51
Rosario	22,421	22,989	78,661,965.98	80,224,419.55
San Gabriel	11,814	11,957	121,892,121.27	122,241,451.27
San Juan	35,186	35,411	58,065,220.03	58,277,660.84
Santol	9,287	9,328	90,816,769.02	90,932,961.02
Sto. Tomas	13,813	13,786	45,365,240.88	45,594,228.01
Sudipen	16,325	16,402	91,198,231.22	91,566,558.22
Tubao	17,099	17,252	49,306,557.63	49,420,936.63
<b>TOTAL</b>	<b>393,166</b>	<b>395,805</b>	<b>1,315,290,853.85</b>	<b>1,328,978,965.85</b>

Source of Data: Office of the Provincial Assessor



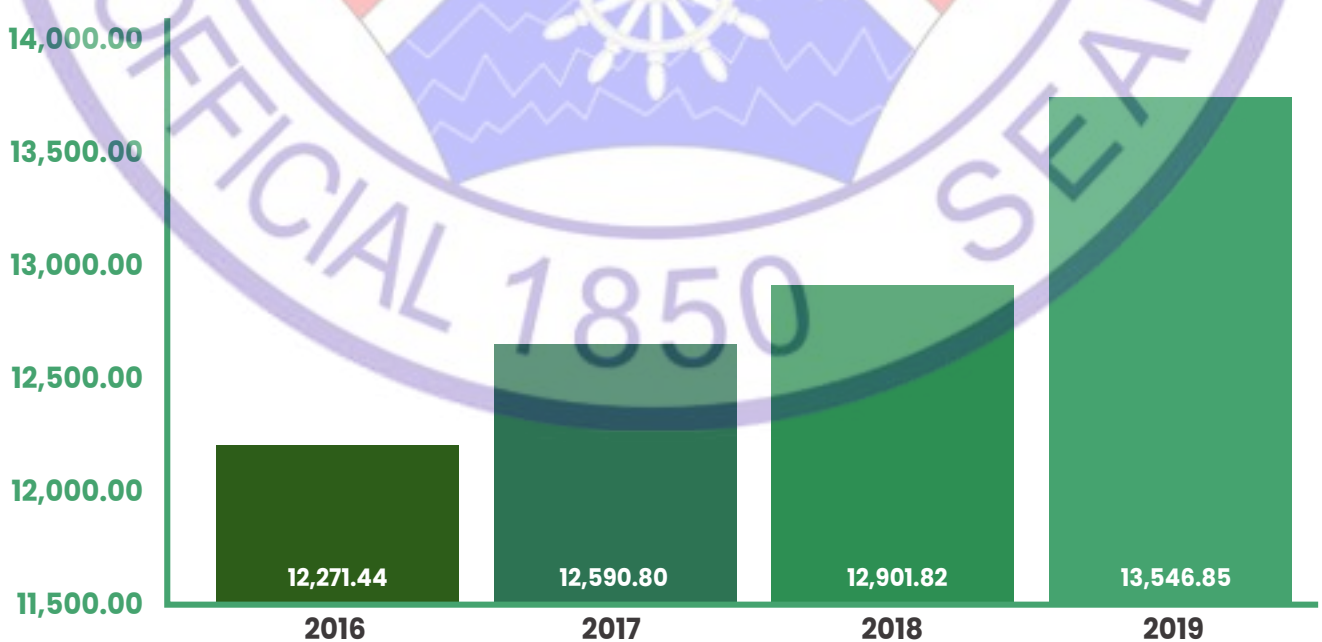
The total market value of taxable and exempt declared properties in La Union peaked in 2019 at P73,791.96 million, significantly higher when compared to its previous years' levels from 2016–2018 (see Figure 1.3). The increment could be attributed to the increment in assessed market value of other real properties such as those of Government Owned and Controlled Corporations (GOCCs), Water, Electricity, which comprised of the 27.77 percent of the total market value of taxable and exempt declared properties during the year in review. Similarly, an increasing trend could be noted from 2016–2019.

**Figure 1.3. Total Market Value of Taxable and Exempt Declared Properties in La Union: 2019 vs. 2016–2018 (in Million Php)**



**Source of Data:** Office of the Provincial Assessor

**Figure 1.4. Total Assessed Value (Net Restrictions) in La Union: 2019 vs. 2016–2018 (in Million Php)**



**Source of Data:** Office of the Provincial Assessor

Meanwhile, the total Net Assessed Value for 2019 increased to P13,546.85 million, higher by 5.00 percent than its level last year at P12,901.82 million in 2018 (see Figure 1.4). Said increment was the accumulated amount of the new assessment of buildings, machinery, and identification of unknown properties. As compared to the total assessed value from 2016–2018, an upward trend could be observed.

## SOUND EXPENDITURE MANAGEMENT

### EXPENDITURES: Managing Fund Utilization

From the appropriation of Php2,453,743,878.37 in 2019, the Province spent a total of P2,103,509,510.59 reflecting a utilization rate of 85.73 percent during the year in review (see Table 1.3). This figure was lower when compared to the utilization rates in the preceding years at 85.93 in 2016, 86.97 percent in 2017 but higher compared to 2018 of 66.80%.

**Table 1.3. Utilization Rate by Funding Source and Sector, Provincial Government of La Union: 2019 vs 2016–2018 (in Percent)**

CLASSIFICATION	2016	2017	2018	2019
General Fund	98.28%	94.65%	90.47%	90.21%
Financial Stability	97.22%	98.81%	99.97%	98.11%
Economic Dynamism & Competitiveness	98.02%	98.61%	97.77%	89.39%
Resilient Communities	98.41%	84.77%	84.14%	85.37%
Organizational Accountability and Governance	99.47%	96.39%	94.92%	95.23%
Special Purpose Appropriation	98.33%	69.82%	69.33%	95.31%
20% Development Fund	71.82%	80.49%	89.68%	42.83%
5% PDRRM Fund	59.17%	81.54%	74.45%	56.38%
RA 7171	38.03%	60.30%	36.02%	79.85%
Special Education Fund	87.64%	91.94%	87.71%	85.01%
Subsidiary to other Local Government Unit	100.00%	100.00%	100.00%	100.00%
<b>TOTAL</b>	<b>85.93%</b>	<b>86.97%</b>	<b>66.68%</b>	<b>85.73%</b>

**Source of Data:** Office of the Provincial Treasurer

<sup>2</sup> The Net Assessed Value is the difference after deducting the assessed value of properties with restrictions, which includes properties that are under the Comprehensive Agrarian Reform Program (CARP), under court litigations and with duplication of entries of ownership and unknown properties from the Gross Assessed Value. This Net Assessed Value will be the basis of the Provincial Treasury in targeting the Estimated Collection for the succeeding year. Note, however, that 20.00 percent of which is still to be deducted as per Bureau of Local Government Finance (BLGF) guidelines.



By sector, the utilization rate of the Financial Stability, and Organizational Accountability and Governance Sector registered the highest utilization rates in 2019 at 98.11 percent and 95.23 percent, respectively. Financial Stability Sector spent P79,099,850.78 while Organizational Accountability and Governance Sector exhausted P307,600,645.96 during the year in review. Moreover, the Economic Dynamism and Competitiveness Sector spent P137,147,229.83 in 2019 with a utilization rate of 89.39 percent. Resilient Communities Sector recorded the least at 85.37 percent. The Sector utilized a total amount of P375,257,357.17.

By source of fund, General Fund posted lowed utilization rate in 2019 at 90.21 percent when compared to its previous year's level at 90.47 percent. This figure was also lower than its levels in 2016 at 98.28 percent and 2017 at 94.65 percent.

Meanwhile, the utilization rate of the Province's Development fund also declined to 56.38 percent in 2019 from 71.82 percent in 2016, 80.49 percent in 2017 and 74.45 percent in 2018.

The Province continued to receive its share from the collected excise taxes under Republic Act No. 7171. The Province's spending along this classification is at 52% utilization rate, spent on various undertakings along infrastructure, agro-industrial, livelihood, and cooperative projects for the benefit of farmers in La Union.

For Special Education Fund (SEF), the Provincial Government sustained a utilization rate of at least 85.00 percent from 2016–2019. In 2019, the Province spent P70,655,903.81 reflecting a utilization rate of 85.01% for the improvement of access to quality education in La Union. Among the programs implemented include Instructional Development Program, Stipend to Science Stream Class, Manpower Augmentation, Sports Development Program and Infrastructure Development Program. As per SGLG requirements, the province was able to meet the required 85% utilization for the Special Education Fund.

### **EXPENDITURE: Sustained Sound Financial Management**

Given all these accomplishments, the Province was once again awarded with the Seal of Good Financial Housekeeping (SGFH) in 2019. This is in recognition of the financial transparency of the organization. The Provincial Government has been an awardee since 2016. This means that the province sustained its compliance with the accounting and auditing standards, rules and regulations. These include Unqualified or Qualified Commission on Audit Opinion of the immediately preceding year as well as compliance with the Full Disclosure Policy of Local Budget and Finances, Bids and Public Offerings such as Annual Budget, Statement of Receipts and Expenditures, Annual Procurement Plan or Procurement List, and Bid Results on Civil Works, Goods and Services and Consulting Services, among others.

---

<sup>3</sup> The SGFH is one of the six area assessments for an LGU before it can be awarded with the Seal of Good Local Governance (SGLG).





PROVINCIAL SEAL OF LA UNION  
1850

LOVE UNION  
CONCORD

YOGA







## **ECONOMIC DYNAMISM SECTOR**

The Economic Dynamism and Competitiveness Sector managed to ensure a dynamic and competitive local economy in the province in 2019. Growth in tourist arrivals, investments and employment were observed during the year in review.





The agriculture sector recorded a sustained food sufficiency in all major food commodities despite the decrease in production in almost all commodities due to the occurrence of typhoons and other weather disturbances in the province. This could be attributed to the efficient implementation of various programs and projects, which focus on sustainable food security, increased productivity, and enterprise development.

The tourism sector registered an improved performance with the increase in tourist arrivals in the province. The Province updated its Provincial Tourism Master Plan focusing on its five Tourism Circuits. Its component Local Government Units (LGUs) also updated their Local Tourism Plans.

In terms of enhancing the business friendliness and competitiveness of the province, La Union ranked 14th out of the 75 provinces in the country and ranked 1st in the region during the year in review.

In terms of labor and employment in the province, the total job vacancies solicited for both local and overseas employment surpassed its 2019 target. Likewise, more job applicants were referred for local and overseas employment.

The accomplishment of the sector could be attributed to the implementation of various programs and projects by the Provincial Government along with the all-out support of its partner agencies like the Department of Agriculture - Regional Field Office 1 (DA-RFU 1) through their different banner programs. Other partner agencies include the Bureau of Fisheries and Aquatic Resources – Region Office 1 (BFAR RO1), Agricultural Training Institute (ATI), National Irrigation Administration (NIA), National Food Authority (NFA), Department of Labor and Employment, Department of Trade and Industry (DTI), and the Department of Tourism (DOT), among others. Said accomplishments can be accounted as well to the active participation of the Municipal/City Local Government Units, Civil Society and the private sector.

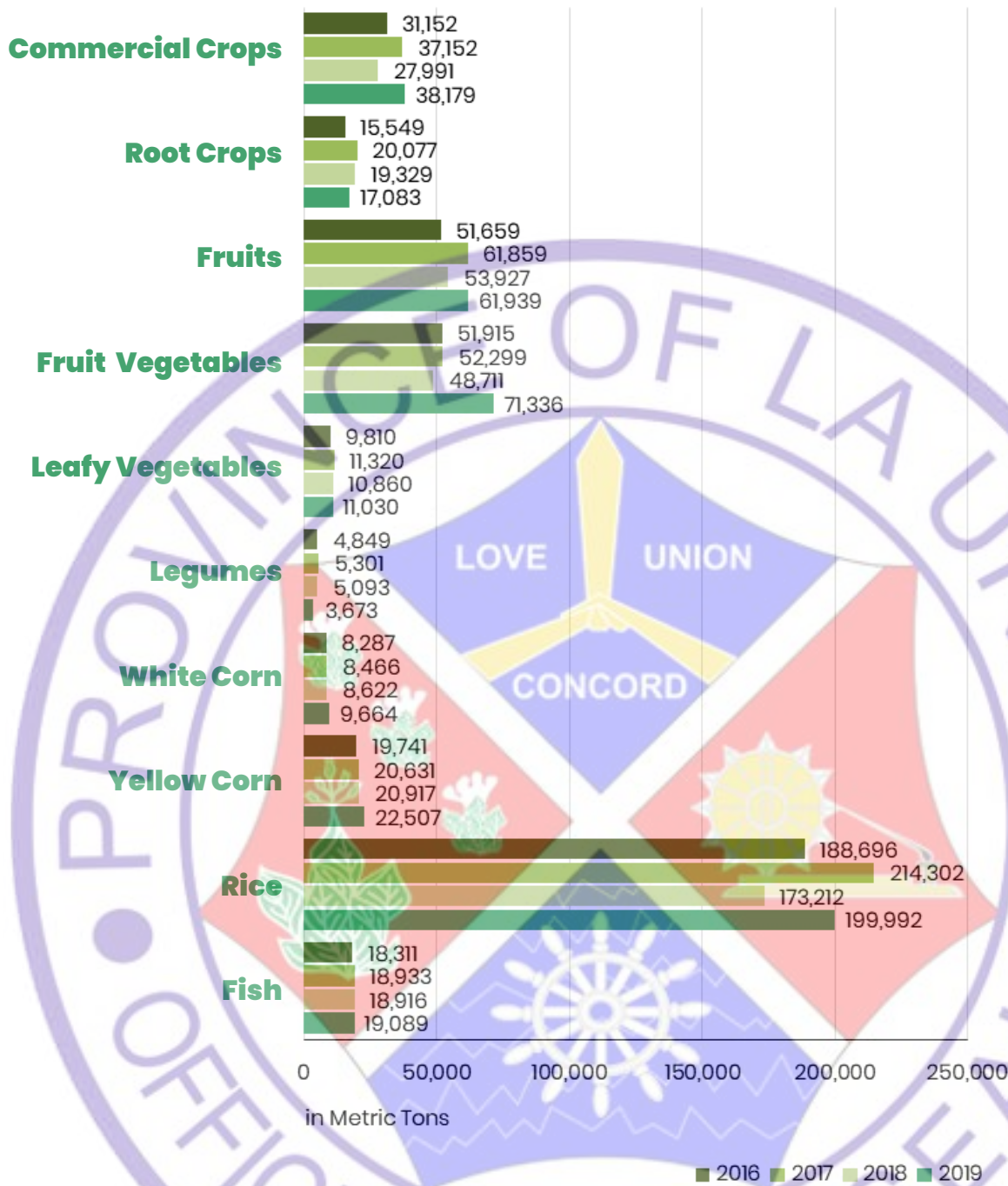
## **SUSTAINED PRODUCTIVITY OF FARMERS, FISHER FOLKS AND LIVESTOCK RAISERS**

### **AGRICULTURE: Sustaining Production Levels**

The province's agricultural development is guided by the vision of sustainable technology based agri-fishery responsive to food security, improved productivity and income of farmers and fisherfolks while enhancing a clean and healthy environment towards Agri-Tourism in La Union. To realize this vision, various programs, projects and activities focused on increasing food production, development of agri-business and tourism sites, and accelerating agri-infrastructure support services were implemented.



**Figure 2.1. Agricultural Production by Commodity in La Union: 2019 versus 2016–2018 (in Metric Tons)**



**Source of Data:** Office of the Provincial Agriculturist (OPAg)

The production of all commodities except legumes and root crops in 2019 were higher than their levels in 2018 (see Figure 2.1). Also, higher production were recorded in all commodities except legumes during the year in review when compared to their levels from 2016–2018.

For rice, the production of palay increased by 15.46 percent from 173,212 metric tons in 2018 to 199,992 metric tons (MT) in 2019. This resulted to a productivity level of 5.20 MT/ha, higher by 7.66 percent compared to 4.83 mt/ha in 2018. The improvement could be attributed to the increase in area harvested in 2019 by 2,616 hectares or 7.29 percent increase from the preceding year, and rehabilitation of the NIA-Amburayan and Masalip irrigation facilities during the year in review.

Corn production for both yellow and white/green corn increased by 8.91 percent from 29,539 MT in 2018 to 32,171 MT in 2019. The increment could be attributed to the crop shifting from palay to corn in areas affected by El Niño, more planting from in-fallows due to higher demand for the crop, and sustained usage of high quality seeds.

For High Value Commercial Commodities (HVCC), fruit vegetables and commercial crops posted an increase of 46.45 percent and 36.40 percent, respectively when compared to their 2018 levels of production. Meanwhile, legumes and root crops declined by 27.88 percent and 11.62 percent, respectively, as compared to their production levels last year.

Fishery production slightly increased by 0.91 percent from 18,916 MT in the preceding year to 19,089 MT in 2019.

Livestock production increased by 9.57 percent from 45,147 MT in 2018 to 49,466 MT in 2019. By meat product, pork posted the highest production at 23,709 MT followed by chicken meat at 23,394 MT. Chevon posted the lowest at 263 MT. From 2016 to 2019, the overall livestock production posted an increasing trend (see Table 2.1).

**Table 2.1. Livestock and Poultry Production by Meat Products in La Union: 2019 versus 2017–2018 (in Metric Tons)**

BY MEAT PRODUCTS	2016	2017	2018	2019
Carabeef	784	769	805	888
Beef	1,495	1,395	1,434	1,485
Pork	20,377	21,713	23,892	23,709
Chevon	194	215	224	263
Chicken Meat	20,329	20,664	18,792	23,394
<b>Total</b>	<b>43,179</b>	<b>44,756</b>	<b>45,147</b>	<b>49,466</b>

**Source of Data:** Office of the Provincial Veterinarian (OPVet)

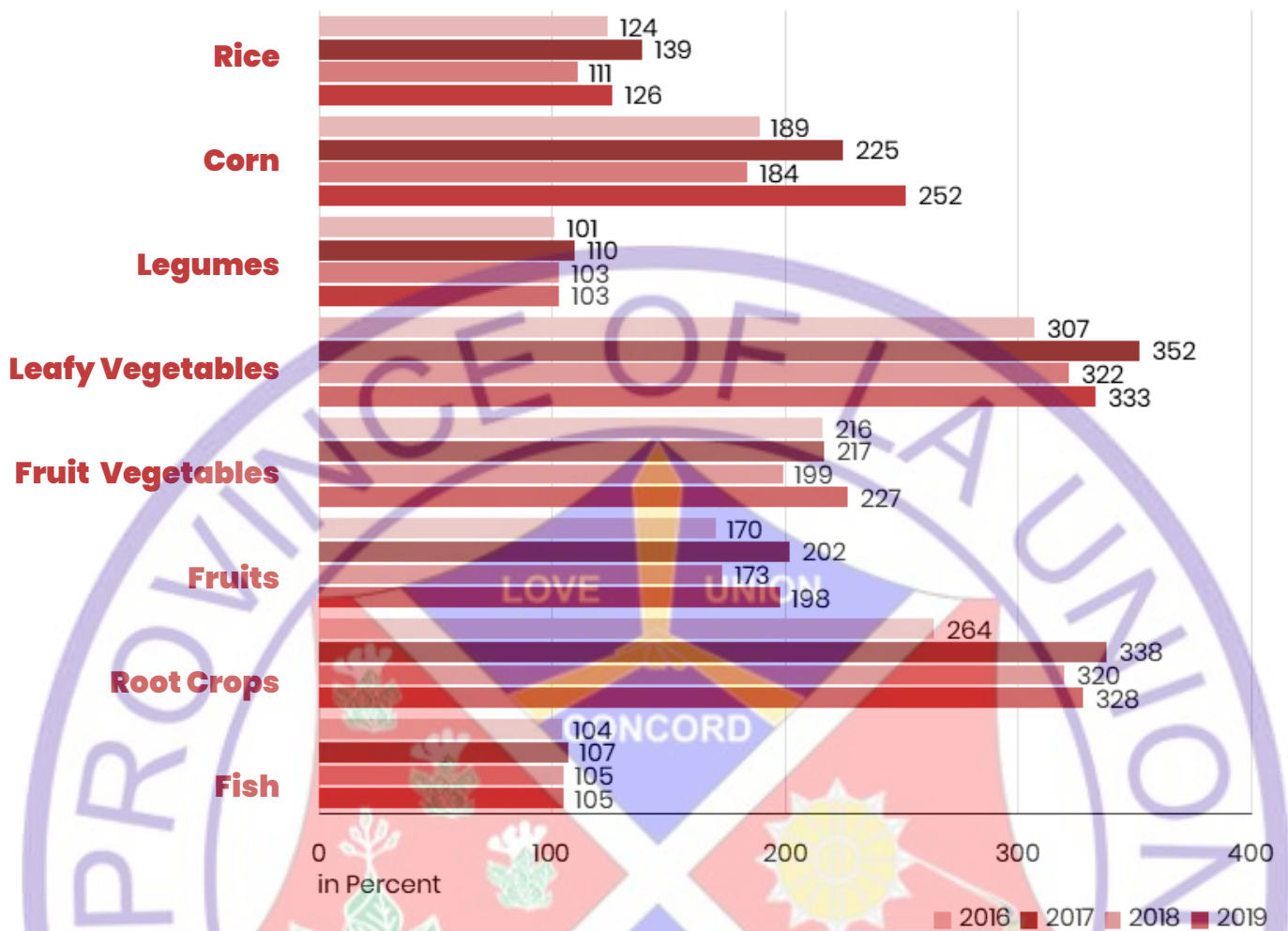
### AGRICULTURE: Sustaining Sufficiency Levels

On the other hand, the Province continued to register more than 100.00 percent sufficiency level in all major food commodities in 2019 (see Figure 2.2). All commodities except fish and legumes posted higher sufficiency levels compared to their levels in 2018. Leafy vegetables and root crops registered the highest sufficiency level in 2019 while legumes and fish recorded otherwise. The excess production of the province catered to the needs of the tourists, and were traded to other provinces. This resulted to an increase in the income of farmers as they were able to sell the surplus of their produce in the market.

The palay production of 199,992 MT is equivalent to 114,395 MT of clean rice registering a sufficiency level of 126.00 percent in 2019, higher compared to its level in 2018 (111.00%) but slightly lower compared to 2017 (139.00%). This means that the production is more than enough to sustain the annual per capita consumption of the province’s requirement with an additional surplus stock for the next 96 days.

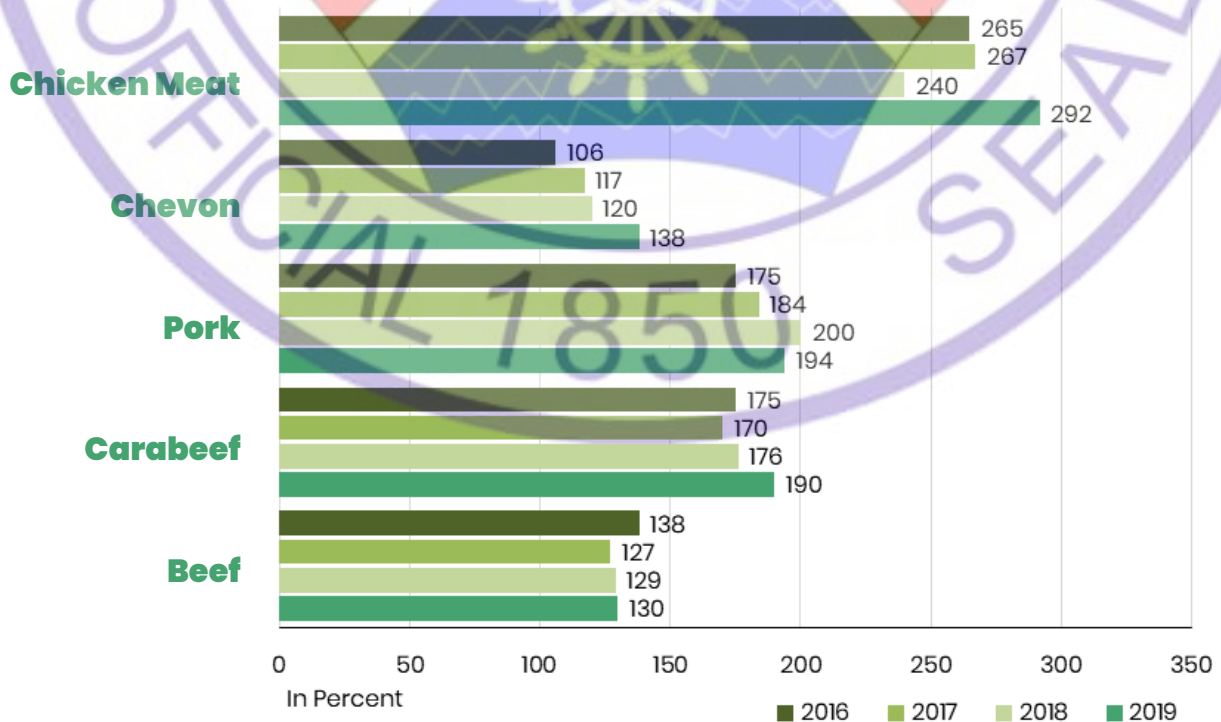


**Figure 2.2. Sufficiency Level by Commodity in La Union: 2019 versus 2016-2018 (in Percent)**



Source of Data: Office of the Provincial Agriculturist (OPAg)

**Figure 2.3. Sufficiency Level by Livestock Sub-Sector in La Union: 2019 versus 2016-2018 (in Percent)**




Source of Data: Office of the Provincial Veterinarian (OPVet)

**AGRICULTURE: Increase in Income and Employment Generation**

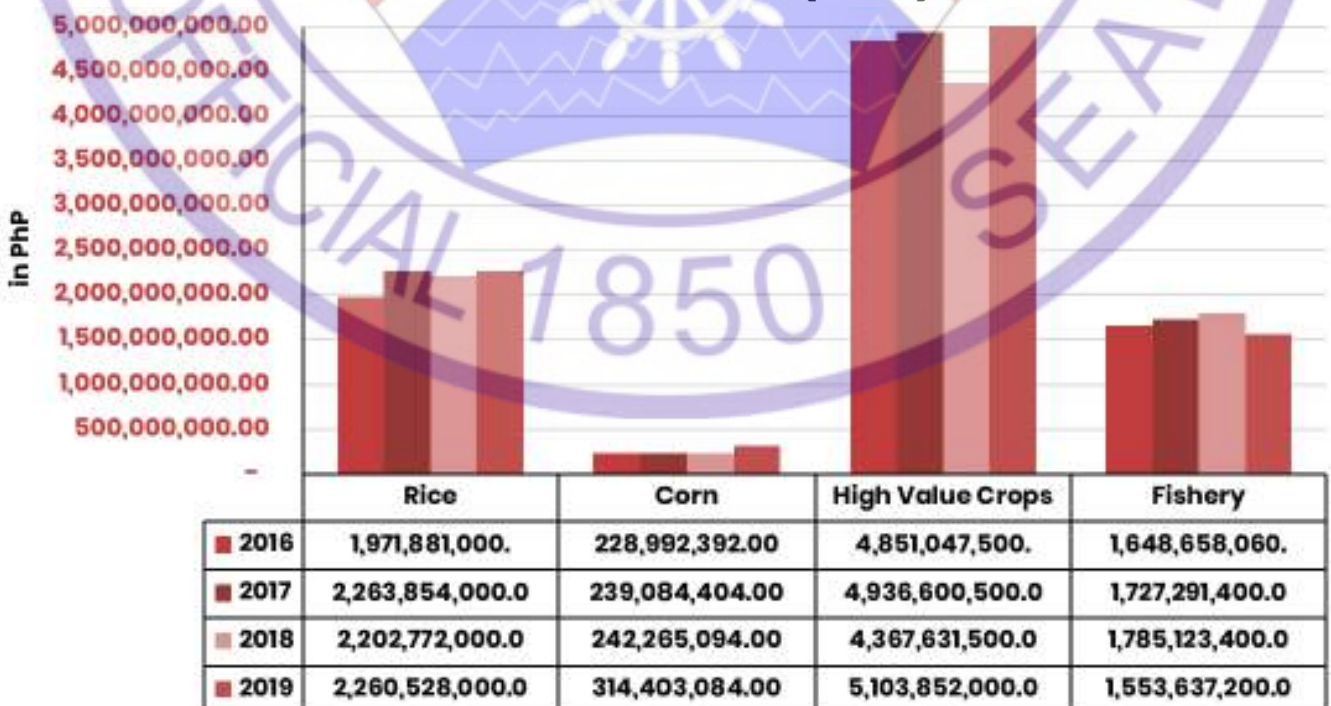
In 2019, the four sub-sectors, rice, corn, high value crops and fisheries generated a total income of P9,232,420,284.00, higher by 10.41 percent compared to its level in 2018 at P8,587,891,994.00. High value crops contributed the highest net income of P5,103,852,000.00, which is equivalent to 55.28 percent share. This was followed by rice with 24.48 percent share, fisheries with 16.83 percent share, and corn with 3.41 percent share (see Figure 2.4). Rice, high value crops and corn registered higher income generated during the year in review when compared to their 2018 levels while fishery posted otherwise (see Figure 2.5).

**Figure 2.4: Income Generated by Commodity in La Union: 2019 (in PhP and Percent)**



Source of Data: Office of the Provincial Agriculturist (OPAg)

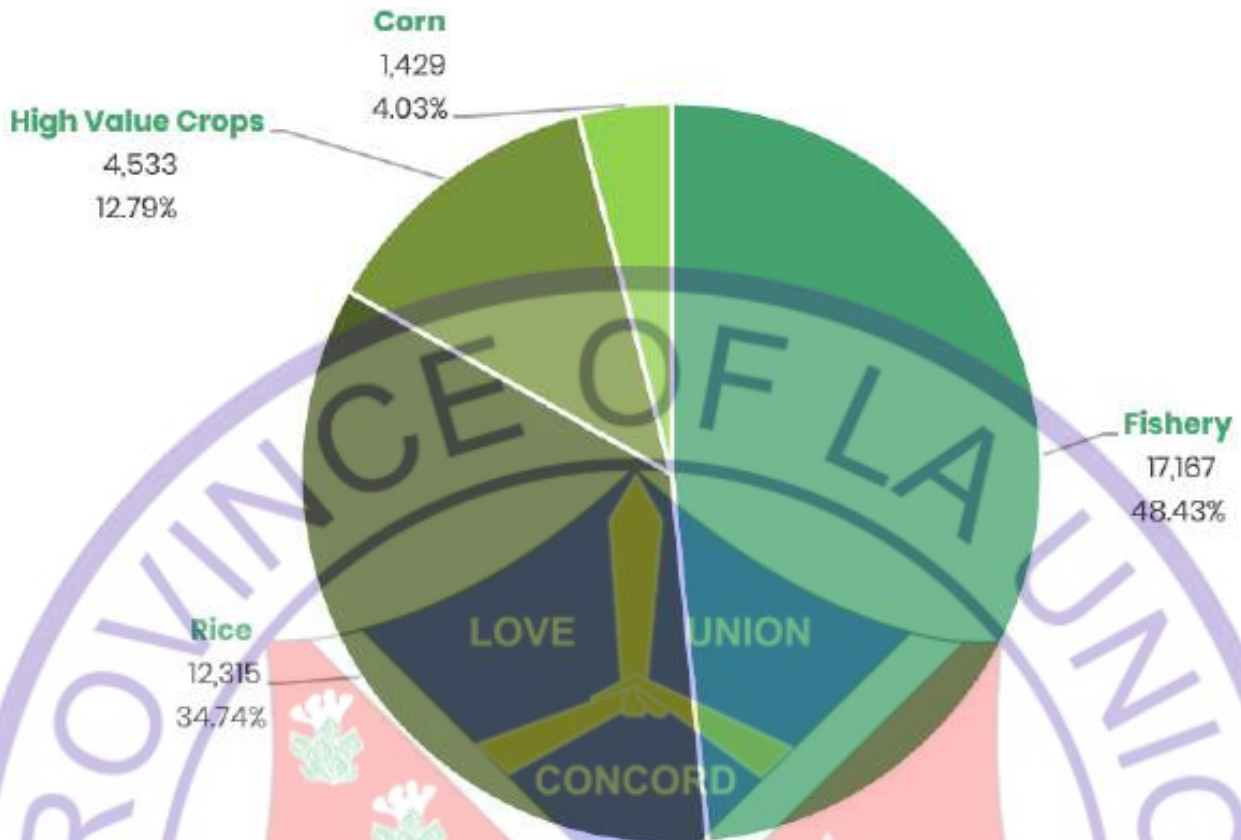
**Figure 2.5. Income Generated by Commodity in La Union: 2019 versus 2017-2018 (in PhP)**



Source of Data: Office of the Provincial Agriculturist (OPAg)

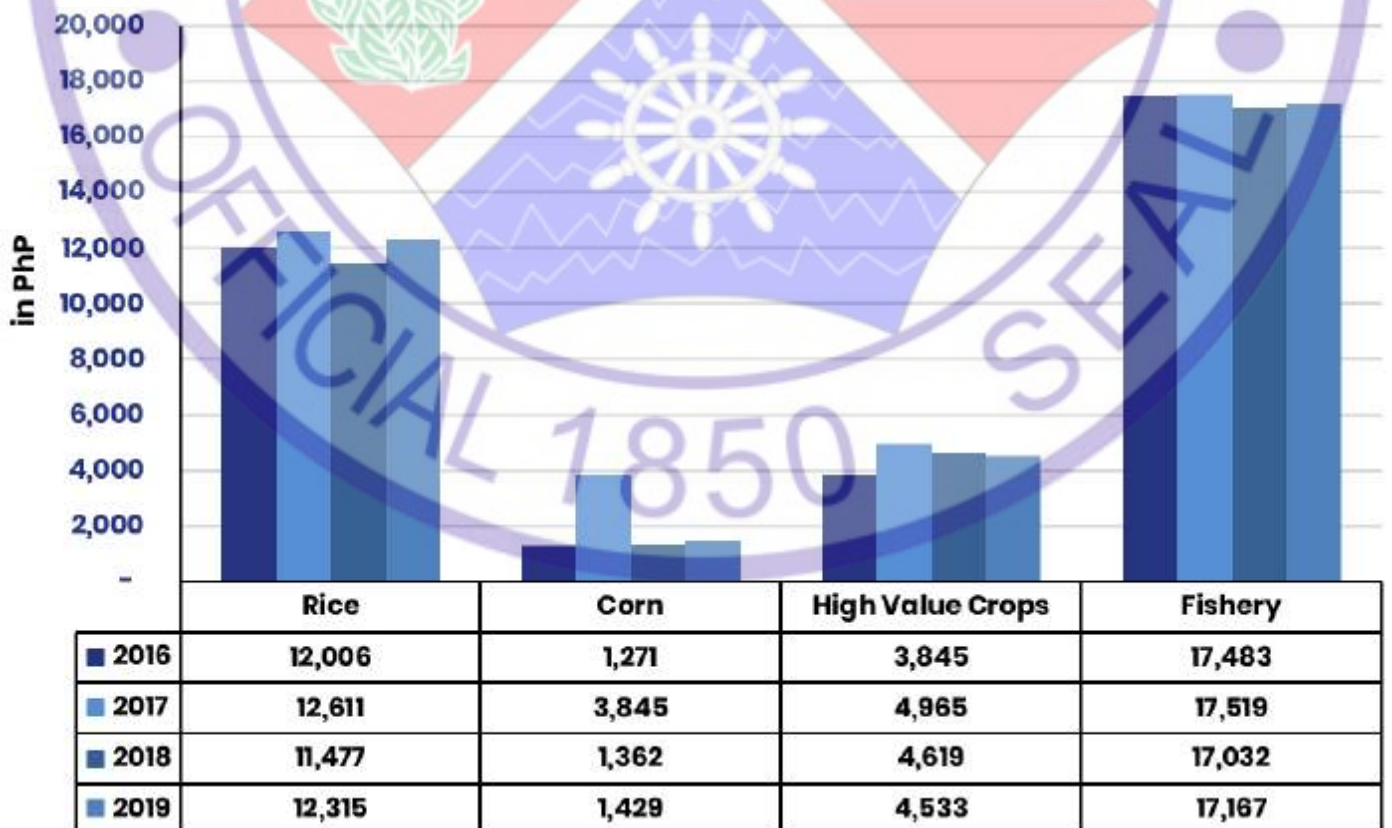


**Figure 2.6. Employment Generated by Commodity in La Union: 2019 versus 2017-2018 (in Man-years and Percent)**



Source of Data: Office of the Provincial Agriculturist (OPAg)

**Figure 2.7: Employment Generated by Crops and Fisheries in La Union: 2019 versus 2017-2018 (in Man-years)**

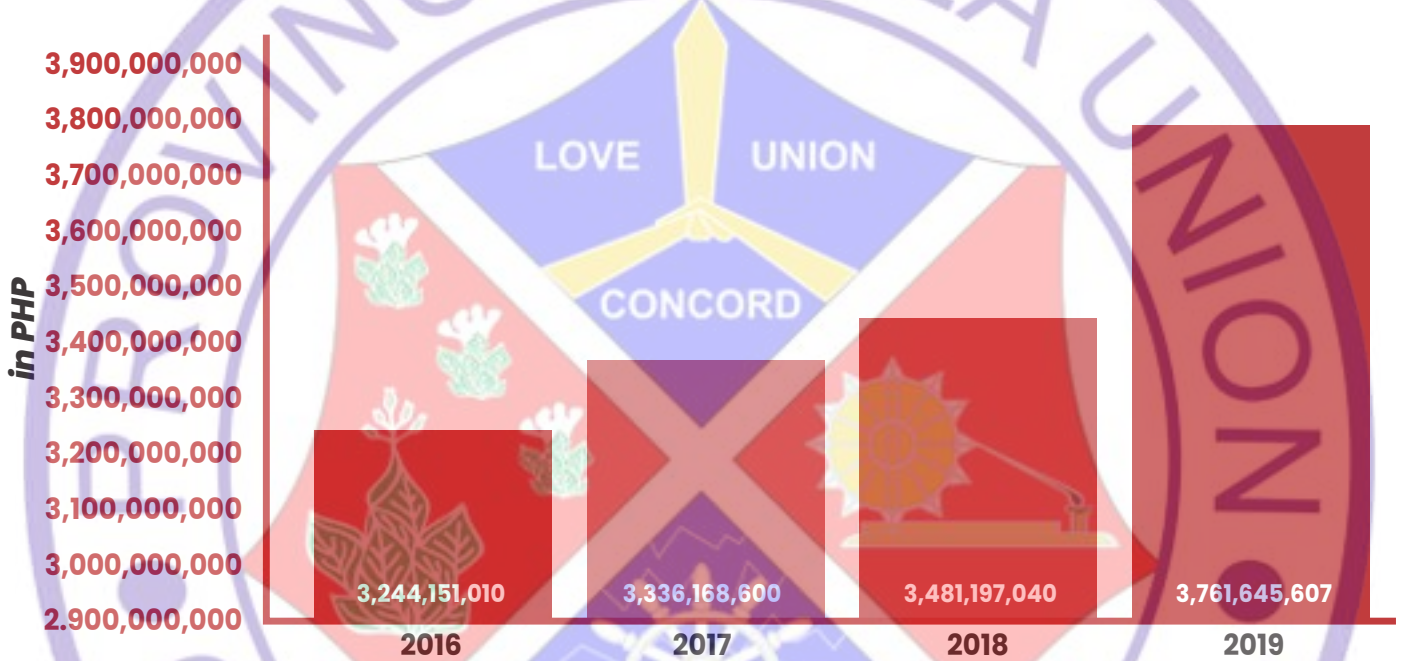


Source of Data: Office of the Provincial Agriculturist (OPAg)

In terms of employment generation, the agriculture sector generated 35,444 man-years, 2.77 percent higher than its level in 2018 (34,490 man-years). An erratic trend can be observed from 2016 to 2019 (see Figure 2.6).

By sub-sector, the fisheries sub-sector generated 17,167 man-years representing 48.43 percent share of the total employment generated in the province (see Figure 2.7). On the other hand, the rice sub-sector generated an aggregate of 12,315 man-years, which is equivalent to 34.74 percent share. High value crops and corn shared the remaining 12.79 percent and 4.03 percent of the total employment generated in 2019, correspondingly. The fisheries sub-sector registered lower employment generated when compared to its level from 2016 to 2018 (see Figure 2.7). Meanwhile, rice, corn and high value crops sub-sectors recorded otherwise.

**Figure 2.8. Net Income Generated by the Livestock Sub-sector in La Union: 2019 versus 2017-2018 (in PHP)**



Source of Data: Office of the Provincial Veterinarian (OPVet)

**Figure 2.8. Income Generated by the Livestock Sub-Sector in La Union: 2019 (in PHP)**



Source of Data: Office of the Provincial Veterinarian (OPVet)



From 2016 to 2019, the net income generated by the Livestock Sub-sector posted an increasing trend (see Fig. 2.8). On the average, the net income generated by the province grew by 5.08 percent.

In 2019, swine and chicken generated the highest net income of P1,718,453,068.50 and P1,735,702,629.00 (see Fig. 2.9), respectively. Goat registered the least with P43,753,600.00. The increment in net income could be attributed to the growing broiler contract operations by poultry integrators dominated by San Miguel Foods, Inc., Foster Foods, Inc. and Bounty Agro Venture as well as the presence of dressing plants, Monterey Slaughterhouse in San Juan and Monterey Shops located in the City of San Fernando and various municipalities in the Province.

In terms of employment generated from 2016 to 2019, the Livestock and Poultry Sub-sector posted an increasing trend (see Table 2.2). In 2019, employment generated reached 14,897 man-years, higher by 7.54 percent compared to its level in 2018 at 13,853 man-years. Cattle and carabao raising generated the highest at 4,995 and 4,783 man-years, respectively. This was followed by swine raising at 3,241 man-years, and goat at 1,328 man-years. Chicken raising generated the lowest at 550 man-years.

Overall, the agricultural production in the province is more than sufficient to meet the needs of its local population. With the production surplus, the province is capable to meet the needs of anticipated influx of tourists, and can also trade with other LGUs. This positive performance of the agriculture sector is a good indication that the Province of La Union is on the right track to realizing its vision to become the Heart of Agri-Tourism in Northern Luzon by 2025.

**Table 2.2. Employment Generated by the Livestock Industry in La Union: 2019 versus 2017-2018**

COMMODITY	2016	2017	2018	2019
Cattle	4,722	4,707	4,601	4,995
Carabao	4,064	4,239	4,502	4,783
Swine	3,138	3,149	3,189	3,241
Goat	919	1,024	1,112	1,328
Chicken	452	419	448	550
<b>TOTAL</b>	<b>13,295</b>	<b>13,538</b>	<b>13,852</b>	<b>14,897</b>

**Source of Data:** Office of the Provincial Veterinarian (OPVet)

#### **AGRICULTURE: Distribution of Hybrid Seeds, Fertilizer and Soil Ameliorants**

The various programs and projects that were implemented in 2019 to increase agriculture production in the province include the distribution of 6,900 packs of hybrid seeds on May 28, 2019 to the different institutional partners thru the assistance of the local government units (LGUs). This is in partnership with the DA-RFO1 under the Hybridization Program to help enhance rice production and expand areas on hybrid rice with an average yield of at least 7 MT per hectare (see Table 2.3).

**Table 2.3. Hybrid Seeds Distribution in La Union by Variety: 2019 (in Packs)**

VARIETY	AREA (In Hectares)	NUMBER OF PACKS
SL-8H	300	900
LP 2096	100	500
PHB 77	400	2,000
PHB 79	200	1,000
TH 82	100	500
BIGANTE PLUS	100	500
NK 5017	500	1,500
<b>TOTAL</b>	<b>1,700</b>	<b>6,900</b>

**Source of Data:** Office of the Provincial Agriculturist (OPAg)

Distribution of certified seeds in support to the Rice Competitiveness Enhancement Fund-Seed Program in collaboration with PhilRice were also distributed during the year in review. 11,036 bags of certified seeds were distributed to farmers in the Municipalities of Bangar, Balaoan, Luna, San Juan, Agoo, Aringay, Naguilian, Pugo, Rosario and Burgos.

96,595 bottles of foliar fertilizers were also distributed provincewide to restore soil fertility, reduce cost of synthetic fertilizer and increase farmers' income.

Production of 346,500 pieces of tilapia fingerlings through the provincial fish farm of the Province located in Sta. Rita, Agoo, wherein 312,000 pieces were distributed/dispersed to different fishpond and fish cage operators in La Union.

#### **AGRICULTURE: Assistance to Improve Livestock Production**

For the Cattle/Carabao Genetic Upgrading Program, the Province artificially inseminated 122 female cattle/carabaos using Brahman and Indian Murrah frozen bull semen serving 122 farmers in 58 barangays. An aggregate of P30,500 were collected as veterinary technical services fee covering 24 barangays in the City of San Fernando, five barangays in San Gabriel, 23 barangays in San Juan, three in Bacnotan, two in Bauang and one barangay in Bagulin.

Under the Livestock Production Program, two breeding stations were in current custody of 20 does, two bucks, seven growers, four yearlings, seven kids, one cow and one bull. The proceed of sales totaled to P25,550.00.

#### **AGRICULTURE: Distribution of Farming Implements**

Distribution of on-farm machineries and postharvest facilities to interested and qualified associations/cooperatives in the province by the Department of Agriculture (DA) through the Office of the Provincial Agriculturist (OPAg) funded under AFMEC and RA 7171 were also conducted (see Table 2.4). Adoption of said farm technologies including mechanization, which lowers operation costs, reduces postharvest losses, improves quality of products and increases profit, is needed to sustain food sufficiency in the province.



**Table 2.4. Distributed On-Farm Machineries and Postharvest Facilities in La Union: 2019**

KIND	NUMBER OF UNITS		TOTAL
	DISTRICT I	DISTRICT II	
Funded under Agricultural and Fishery Mechanization Law			
Combine Harvester	3	2	5
Pump and Engine Sets	12	36	48
4 Wheel Drive Tractor	12	7	19
Hand Tractor	2	8	10
Recirculating Dryer	4	5	9
Rice Transplanter	2	1	3
Seed Cleaner	1		1
Rice Mill	3	1	4
Corn Sheller	1		1
Hammer Mill	1		1
Vacuum Sealer	1		1
Multicultivator	1	1	2
Power Sprayers	3	3	6
Knapsack Sprayers	20	15	35
Crates	300	400	700
Drums	50	100	150
HDPE Hose		36	36
Pruning Shear	5	10	15
Fermentation Box	5		5
Pole Pruner	5	5	10
Shredder		2	2
Funded under RA 7171			
Multi Cultivator	1	2	3
Rice Reaper	16	16	32
Drying Nets	1,855	2,535	4,390
Water Pumps 7 HP	13	13	26
Shredder	9	10	19
Assorted Sizes of Hose for Irrigation	1,550 rolls		1,550
Water Pumps 5 HP	52		52
Knapsack Sprayers	23		23
Corn Sheller		1	1
Solar Operated Pumps for High Value Crops	4	5	9

**Source of Data:** Office of the Provincial Agriculturist (OPAg)

## **AGRICULTURE: Building Roads and Bridges for Agricultural Development**

Improving the roads leading to tourism sites and agriculture areas is key in elevating the status of the province in terms of Tourism and Agriculture. In the year 2019, a total of thirty-four projects for the construction/repair/rehabilitation of farm-to-market roads were completed, incurring a total length of 7.48 kilometers of either constructed/improved roads under the RA 7171 Fund. Ten projects under the same funding were also bid out during the year in review for completion on 2020.

A total of fourteen (14) projects were also implemented to cater the improvement and rehabilitation of various provincial roads. The completed projects resulted in the upgrading of 10.09 kilometers of road length.

Under the Conditional Matching Grant to Province (CMGP), the 2019 CMGP fund was used for 3 road projects to upgrade/improve a span of 3.8 kilometers of road network in the province, as follows: (1) Rehab of Santol-San Gabriel Road; (2) Rehab of Balaoan-Santol Road; and (3) Rehab of Caba-Naguilian Road. For the Philippine Rural Development Plan (PRDP) Projects, the Construction of the Pal-lim Mango Packaging Center was enrolled for the year 2019.

Bridges play a large role in the economic development of the province. They facilitate the transfer of goods and farm produce from some of the most inaccessible areas to trade centers or urbanized areas. The tourism sector also benefits a lot from the presence of bridges, these bridges allows access to tourism sites to be faster and less hazardous.

A total of length of 84.05 lineal meters of bridges was upgraded/constructed in the year 2019. The upgrading can be attributed to nine projects in which 5 of them catered to the construction of new bridges and the three projects focused on the improvement of the bridges through the construction of slope protections and box culverts. The remaining project addressed the need for the restoration of a bridge abutment.

Furthermore, this year's accomplishment of nine projects which incurred 84.05 lineal meters of either improved/constructed bridge is significantly higher than last year's accomplishment of 64 lineal meters. This marks a 31.33% increase or a 20.05 lineal meter additional of length either constructed or upgraded.

## **AGRICULTURE: Irrigation Systems to Address Infrastructure Gaps**

To address the need to improve the supply of water to the farmers in the province, the province constructed/repared dams and water systems. For the year 2019, two dams were repaired and one water system was constructed. In addition, the dredging and canal lining of one water impounding infrastructure was also finished. Furthermore, three projects under the funding source R.A. 7171 were implemented during the year in review. The aggregate cost for these ongoing projects is Php 20,912,932.83. The list below shows the list of irrigation projects implemented during the year 2019.



**Table 2.5. Irrigation Facilities Constructed in 2019**

<b>Name of Project</b>	<b>Location</b>	<b>Status</b>
Repair of Narra-Oya-oy Diversion Dam	Bacnotan, La Union	<b>Completed</b>
Construction of Calumbaya Water System	Bauang, La Union	<b>Completed</b>
Repair of Upper Guinabang Diversion Dam	Bacnotan, La Union	<b>Completed</b>
Dredging and Canal Lining of Bussaoit Small Water Impounding Project	Bacnotan, La Union	<b>Completed</b>
Improvement of Tarangotong Irrigation Canal	Balaoan, La Union	85%
Construction of 21 Units Dugwells	Sto. Tomas , La Union	80%
Rehabilitation of Balsaan Overflow Dam	Sto. Tomas, La Union	15%

### **AGRICULTURE: Establishment of Post-Harvest Facilities, Techno Demo Farms and Farmer's Multi-Purpose Halls**

During the year in review, postharvest processing centers were constructed, which include peanut by-products processing (Ayaoan MPC of Luna and FAITH for Rosario) and sugar cane vinegar processing (Galongen-Maragayap Farmers Association in Bacnotan). This program was funded by PGLU through its RA 7171 fund to support five existing livelihoods of some associations to produce quality and Food and Drug Administration (FDA) compliant products.

Techno demos showcase different technologies, which can be adopted by stakeholders were established. These include the following:

- a. 1 Integrated Farming (Tilapia-Vegetables) in Aguiaos, Naguilian;
- b. 5 Fish Polyculture in Dulao, Aringay;
- c. 4 Freshwater Fishcage;
- d. 3 Aquasilviculture;
- e. 25 Shellfish Culture Seaweed Farming; and
- f. 2 Post-Harvest Technology.

In addition, 38 farmer's multi-purpose building were constructed in 2019, which was also the same accomplishment in the preceding year.

### **AGRICULTURE: Provision of Assistance for Credit and Financing**

Farmers were also assisted to avail the Department of Agriculture – Agricultural Credit Policy Council (DA-ACPC) under the Survival and Recovery (SURE) Assistance Program which intends to provide immediate relief to small farmers and fisherfolks through loan. In 2019, a total of 387 rice farmers in the City of San Fernando, Municipalities of Bacnotan, San Juan, Sudipen, Agoo, Bauang and Tubao affected by typhoon "Ompong" availed P9,000.00 loan each, payable in three years.

Loan Assistance assistance were also extended in collaboration with DA-ACPC and the Landbank of the Philippines. A total of 1,140 farmers in the province who were affected by the drop in the farm gate price of palay were provided a one-time loan assistance amounting to 15,000.00 at zero interest rate, payable in eight years. Qualified farmers include those who are farming one hectare and below.

## **AGRICULTURE: Empowering Farmers and Fisherfolks through Knowledge Sharing**

In 2019, the Palayabangan 5-10 Challenge was conducted mainly to introduce and promote technologies and best practices on improving rice yield up to 10 tons/ha while reducing the production cost to P5.00/kg, and boost the competitiveness of farmers in the province.

During the year in review, the Province was able to conduct trainings on practices in the management of sugarcane production, peanut processing and operation and maintenance of solar pumps among others. Several livelihood trainings were also conducted focusing on Credit and Risk management.

To celebrate the progress of Agriculture and to promote its importance in the Province. The Agri-Tourism Trade Fair was conducted on February 23-March 4, 2019. The event was participated by all Component LGU who showcased their local products. The winner for best booth during the trade fair was the City of San Fernando.

### **AGRICULTURE: Animal Disease Prevention**

The Province continues to implement the Hemorrhagic Septicemia Control Program wherein a total of 1,039 animals were vaccinated against hemorrhagic septicemia consisting of 246 carabao, 728 cattle and 65 goats serving 87 farmers in Agoo covering 4 barangays, 275 farmers in Bacnotan covering 19 barangays, 60 farmers in Aringay in 3 barangays, 11 farmers in 2 barangays of Bauang and 49 farmers in one barangay of Rosario.

The New Castle Disease Control Program is also continuously implemented, where in a total of 1,501 poultry animals were vaccinated against new castle disease covering two barangays each in the Municipalities of Sudipen, Bauang and Santo Tomas.

Provision of Extension Support Services wherein a total of 5,337 heads were also dewormed against fasciolosis using Albendazole in the 162 barangays covered by the program serving 1,849 livestock farmers.

### **AGRICULTURE: Pest Monitoring and Control**

Monitoring and validation of an aggregate of 156.34 hectares of rice area in the municipalities of Burgos, Caba, Tubao, and Sudipen with 316 farmers affected by Bacterial Leaf Blight/Streak, Sheath Blight, Hoppers and Leaf Folders. A total of 15 kilograms of fungicide and seven bottles of insecticides were distributed to affected farmers to prevent the spread of pests and disease incidence. Likewise, the Province also monitored an incidence of Fall Army Worm (FAW) on corn farms in Barangay Ballay and Central East, Bauang. A total of 200 packs of metarrhizium were distributed to corn farmers.

### **AGRICULTURE: Animal Disease Control and Surveillance**

Due to the occurrence of African Swine Fever (ASF) in the country, the Province conducted four Livestock and Meat Inspectors Assessment meeting and provided technical assistance to strengthen the capacity of livestock and meat inspectors who supervise and regulate animal husbandry services.



A total of 8,062,713 heads of live animals, 10,998,090 pieces of eggs and 2,650,766 kilos of fresh/frozen meat that were shipped-in and shipped-out in the Province were thoroughly inspected in the quarantine checkpoints during the year in review. Through the conduct of these regulatory activities, a total of P11.47 million worth of Animal Quarantine Regulatory Fees were collected and remitted to the Provincial Treasurer's Office. The collection in 2019 was higher compared to the P10.9 million remittance in 2018.

## CONDUCTIVE INVESTMENT CLIMATE FOR INDUSTRY GROWTH

### TRADE AND INDUSTRY: Sustaining and Improving Business Competitiveness

A total of 76 out of 81 provinces were qualified for the provincial ranking under the Cities and Municipalities Competitiveness (CMCI) Index in 2019. This was higher compared to the 75 provinces that have participated in 2018. Out of the 76 provinces, the Province of La Union ranked 14th, which was the same rank garnered in the preceding year. In Region 1, the Province ranked No. 1. The provincial rankings are based on population and income weighted average of the overall scores of cities and municipalities under a province.

**Table 2.6. Cities and Municipalities Competitive Index (CMCI) Ranking of the Component City of La Union: 2018 – 2019**

LGU	2018	2019	Change in Ranking
San Fernando	28	27	1

**Source of Data:** Department of Trade and Industry (DTI)

**Table 2.7. Cities and Municipalities Competitive Index (CMCI) Ranking of 1st to 2nd Class Municipalities of La Union: 2018 – 2019**

LGU	2018	2019	Change in Ranking
Agoo	21	40	(19)
Aringay	160	200	(40)
Bacnotan	64	141	(77)
Balaoan	114	152	(38)
Bauang	36	78	(42)
Naguilian	96	130	(34)
Rosario	153	134	19
San Juan	152	306	(154)

**Source of Data:** Department of Trade and Industry (DTI)

**Table 2.8. Cities and Municipalities Competitive Index (CMCI) Ranking of 3rd to 6th Class Municipalities of La Union: 2018 – 2019**

LGU	2018	2019	Change in Ranking
Bagulin	241	388	(147)
Bangar	70	287	(217)
Burgos	281	463	(182)
Caba	86	184	(98)
Luna	425	134	291
Pugo	295	351	(56)
San Gabriel	102	140	(38)
Santo Tomas	90	101	(11)
Santol	145	234	(89)
Sudipen	406	243	163
Tubao	383	292	91

**Source of Data:** Department of Trade and Industry (DTI)

All the component LGUs of the province were covered and assessed under the (CMCI). Tables 2.6 to 2.8 provides a summary of the CY 2019 CMCI ranking of the component city and municipalities of the province based on their income classification. The number of participating municipalities increased from 1,363 municipalities in 2018 to 1,373 municipalities in 2019. On the other hand, the same number of cities participated in the CMCI for both 2018 and 2019. Rankings of Cities and Municipalities are based on the sum of their scores on four Pillars: Economic Dynamism, Government Efficiency, Infrastructure and Resiliency.

**TRADE AND INDUSTRY: Policy Development and Planning for Investment Growth**

In 2019, the Provincial Government updated the Investment and Incentive Code along with its Implementing Rules and Regulations. This Code provides for policies that define the investment initiatives of the Province, and identify and promote Investment Priority Areas, fiscal and/or non-fiscal incentives available to investors. The Province also came up with an investment profile of all the 20 component LGUs of the province.

**TRADE AND INDUSTRY: Strengthened Branding and Continuous Investment Promotions**

During the year in review, the Province was able to apply for trademark registration for the I love La Union Logo at the Intellectual Property Office of the Philippines. The province presented the guidelines and usage of the “I Love La Union” logo on labelling and branding of selected products to Micro Small and Medium Enterprises (MSMEs) in the province.

The Province also served as a resource entity during the First La Union investment and Business Forum on October 18, 2019, as the Department of Trade and Industry (DTI) La Union Provincial Office brought the 18th La Union Fairest – a One Town, One Product and Tourism Expo at the Robinson’s Galleria, Ortigas Avenue, Quezon City. In collaboration with the Provincial Government of La Union, the La Union Entrepreneurs for Progress Association, Association of Tourism Industries and Networks in La Union, and La Union Alliance of Travel and Tourism Agencies showcased a variety of travel deals and packages offered in time for the La Union Surfing Break and the holidays.



## COMPETITIVE AND SUSTAINABLE TOURISM SITES

### TOURISM: Increase in Tourist Arrivals

In 2019, the number of tourist arrivals in the province totaled 660,184 tourists (see Fig. 2.10) based on total number of overnight visitors. This figure is higher when compared to the recorded tourist arrivals from 2016–2018. The tourist arrivals for the year in review is expected to increase with the completion of 2019 data.

**Figure 2.10. Tourist Arrivals in La Union: 2016 to 2019**



**Source of Data:** Department of Tourism (DOT) Region 1

**Note:** Preliminary Data

**Table 2.9. Day Tourist Arrivals by Major Tourist Attraction in La Union: 2017 to 2019**

MAJOR TOURIST ATTRACTIONS	DAY TOURIST ARRIVALS		
	2017	2018	2019
Tangadan Falls	65,598	58,120	64,430
Pugo Adventure	179,696	165,037	140,087
Halo Halo de Iloko	71,231	91,590	187,027
Bahay na Bato	108,320	94,991	132,620
Surfing Area	218,937	287,681	298,108
Thunderbird Resort	12,013	13,128	27,243
Grape Farm	15,044	16,868	42,798
Agoo Basilica	2,376	91,996	149,248
Eco Fun World	-	-	33,401
TOTAL	673,215	819,411	1,074,962

**Source of Data:** La Union Provincial Information and Tourism Office (PITO)

In addition, day tourist arrivals were tracked down based on the nine major tourist attractions of the province (see Table 2.9). The day tourist arrivals in 2019 was 1,074,962 tourists from 819,411 tourists in 2018. The top three tourist destinations based on the day tourist arrivals in La Union were the Surfing Area (27.73% share), Halo Halo de Iloko (17.39% share) and Agoo Basilica (13.88% share). It is significant to note the addition of The Eco Fun World as one of the identified Major Tourist Attractions in the Province which commenced its operation in 2019.

## **TOURISM: Planning and Accreditation for Tourism Development**

To reinforce the PGLU's vision, Sangguniang Panlalawigan Resolution No. 011-2019, Approving Strategic Tourism Development Plan 2018-2025 of the Province of La Union was passed on January 10, 2019. The plan outlines the overall strategy that will guide project implementation and policy development for tourism industry as it presents a comprehensive view of La Union's collective tourism products and projects, both man-made and natural, including all local, private and/or non-profit initiatives.

A Tourism Stakeholders Conference on DOT Accreditation and Statistics Reporting was also conducted in 2019 in order to update the various tourism stakeholders such as the Owners and Managers of Tourism enterprises, Tourism Officers, Business Permit and Licensing Officers and Municipal/City Councilor and Committee Chair on Tourism of the province with the current policies on the accreditation and statistics reporting as requirements for issuance of license of permit to operate,

## **TOURISM: Enhanced Tourism Branding and Marketing**

In 2019, the Around La Union Travel Guide was launched. The Travel Guide provides the identified agri-tourism sites and services based on the 5 circuits, map and brief history of La Union, tourist-related ordinances, rules and regulation and other relevant information about the Province. The travel guide is part of the L.O.V.E. (Live, Own, Visit, Enjoy) La Union initiative of the Provincial Government of La Union which is in support to the Medium-Term Provincial Strategy to position La Union as the Preferred Tourist Destination in Northern Luzon by 2022.

In 2019, tourism promotion activities were conducted as follows: (1) Agritourism Tour for the Philippine Travel Agencies Association (PTAA) to feature the existing tourism sites and products; (2) Travel Sale Fair with 40,000 registered visitors and buyers from all over the country and around the region; (3) Tour Your Own Province Familiarization Tour for Tourism and Hospitality Management Students and Tourism Stakeholders group to introduce and expose students to different tourism products and services of the province; (4) Implementation of "Tara na sa Norte Tourism and Travel Fair 2019" with 80 booths showcasing different destinations, tourism products and services, crafts and souvenirs, food and delicacies unique to each of the provinces in North Luzon; (5) La Union Tourism Summit 2019 which gathered around 300 diverse set of participants; North Phil Tourism and Travel Expo 2019; (6) 18th La Union's Fairest Trade Fair which generated cash sales and booked orders of Php 7.534 Million with an additional amount of Php 3.186 Million recorded as sales under negotiation for a total of 10.721 Million; and (7) 6th International Travel Festival;

The La Union Surfing Break was also held during the year in review. The Surfing Break is yearly activity and main tourist attraction event in the province. This is implemented by the Municipalities of San Juan, Bacnotan and Caba in collaboration with in collaboration with the Department of Tourism, Region I, and is being supported by the La Union Conventions and Visitors Bureau and other tourism stakeholders.

The annual Pasko sa Kapitolyo program as institutionalized by Sangguniang Panlalawigan Ordinance No. 173-2019 was also celebrated from November 29, 2019 to January 5, 2020 to bring the Christmas spirit to the public through various attractions and shows. The number of visitors in the Pasko sa Kapitolyo increased by 134.5 percent as per record of



the 37 days opening of the Provincial Capitol's Candy Land to the public in celebration of the Christmas Season during the same duration. From 148,485 visitor arrivals in 2018, this figure increased to 348,192 visitors during the year in review.

## **SUSTAINABLE LIVELIHOOD & EMPLOYMENT OPPORTUNITIES**

The Provincial Government of La Union in partnership with the Department of Labor and Employment, Philippine Overseas Employment Administration, the local government of Agoo, and Saint Louis College conducted six jobs fairs in 2019 wherein 1,801 applicants higher by 20.07 percent than the 2019 target of 1,500 applicants. With the conduct of said activity, 62 applicants were hired on the spot against a target of 50 applicants with 124% accomplishment rate.

Under the Special Program for the Employment of Students (SPES), 90 SPES Workers were placed in the PGLU against the 80 target for the year in review. This is equivalent to 112.50 percent accomplishment rate. In addition, 100 job applicants were assisted in the access of Phil-Job.Net Kiosk.

The Province in partnership with Overseas Workers Welfare Administration also conducted an OFW Summit with 105 participants attended. A total of 31 OFW Leaders were provided with seminars/trainings, equivalent to 124.00 percent accomplishment rate.

Under the Skills/Livelihood Trainings for Jobseekers, 104 clients were provided with skills/livelihood trainings. In partnership with the local government of San Juan and the Regional Tripartite & Wages Productivity Board (RTWPB), 60 clients were provided with training for tourism-related jobs. Likewise, in partnership with DOLE, 24 clients were provided with livelihood assistance against the 2019 target of 10 clients or 240.00 percent accomplishment rate.





PROVINCE OF LA UNION  
OFFICIAL SEAL  
1850

LOVE UNION  
CONCORD







## **RESILIENT COMMUNITIES SECTOR**

The promotion of the general well-being of the people of La Union is a primordial thrust of the Resilient Community Sector. The sector intensified, developed and fast-tracked sustainable initiatives to keep up the gains in poverty alleviation enabling the residents to participate and benefit from the economic, political, environmental and social activities in the Province. Towards this end, the Sector addressed gaps, issues and concerns that include but not limited to making opportunities, sustainability, social justice, equity, and inclusion.





This chapter presents the various accomplishments of the Provincial Government along housing, social welfare services, health, education, the vulnerable sector, culture and traditions, internal security, public order and safety, disaster risk reduction and management and ecological integrity.

The social services sector continued to serve the vulnerable sectors of the province through the policies and programs that have been implemented, the people of the province had social inclusion and they had received quality social welfare services. The province gave different cash and livelihood assistance to upkeep the basic needs of the people especially the poor.

As for the health sector, the province has intensified the services and programs that have been implemented down to the barangay level so that they could have a better quality of life. The province rendered affordable and holistic health care to the people. The improvement and rehabilitation of hospitals lead the province to deliver a better health care system.

The education sector continued to aid the students, teachers and schools with instructional materials that have been distributed to them. Likewise, the province through its Infrastructure Facilities Program, established covered courts which can be a venue for different activities, events and it will serve as evacuation centers during calamities.

In terms of public order and safety, the crime situation in the province continued to improve in 2019 as evidenced by the decrease in the total crime volume and improvement in Crime Clearance and Crime Solution Efficiency, this could be attributed to the intensified implementation of enhanced police operations and Highway Public Assistance Desk (HIPAD) at strategic areas in the province.



In terms of disaster risk reduction and management, the province sustained an effective approach on disaster preparedness and mitigation. Equipping the LGUs and partner institutions through the provision of personal protective gears; rescue tools and DRRM trainings have been a great leap to sustain a disaster resilient province. Moreover, the reduction of casualties or affected population due to natural and man-made emergencies is observed. This is attributed by the continuous risk assessment done by the province that led to reduced losses and prevented further damages to life and property during disasters.

In terms of ecological integrity, the Provincial Government of La Union was the champion on environmental initiatives during the 4th Ecological Solid Waste Management Summit of the DENR wherein the province received a plaque of recognition for the approval of the 10-year Solid Waste Management Plan and certificate of appreciation for sharing best practices on solid waste management of the Province of La Union.

The overall accomplishment of the sector could be attributed to the implementation of various programs and projects by the Provincial Government along with the all-out support of its partner agencies like the Department of Health (DOH), Department of Social Welfare and Development Office – Regional Office 1 (DSWD-RO1), Department of Education (DepEd), National Commission on Culture and the Arts, Philippine Drug Enforcement Agency (PDEA), La Union Police Provincial Office (LUPPO). Accomplishments can be accounted as well to the active participation of the Municipal/City Local Government Units, Civil Society Organizations (CSOs) like Pederasyon ng May Kapansanan Ng La Union (PMKLU), Artists Guild of La Union (AGLAUN), Indigenous Peoples Cultural Society of La Union, Inc. and the private sector.

## **ACCESSIBLE, AFFORDABLE AND SAFE HOUSING**

### **HOUSING: Planning for Sustainable Housing**

The Local Government Code of 1991 (R.A. 7160) and the Urban Development and Housing Act of 1992 (R.A. 7279) were two landmark legislations that mandated Local Government Units (LGUs) to take the principal role in the delivery of shelter, and the provision of basic services and facilities to homeless and underprivileged families and/or informal settlers. In this regard, one of the priority development thrusts of the Provincial Government of La Union is the provision of decent and affordable shelter, and development of viable housing communities for its constituents. One of the key strategies in the realization of the vision is the creation of a special committee and/or body at the local level to oversee and intervene in the conceptualization and implementation of various programs to ensure the welfare of the beneficiaries.

Apart from its main function of ensuring that the welfare of disadvantaged groups who will be displaced or affected by the implementation of priority infrastructure projects will be adequately protected, the committee is also tasked to adopt programs intended to address the housing needs of all local constituents in general. On August 20, 2019, the Provincial Housing Board, through its newly created Ad-Hoc Committee on Relocation and Housing, conducted a meeting to inform its members on EO 08 s. 2019, its functions, and the organized Technical Working Group.

As of 2019, there were nine component LGUs with Local Shelter Plans. This plan is a necessity for each LGU to enable them to effectively implement their mandate on shelter provision.



## ACCESSIBLE QUALITY SOCIAL WELFARE SERVICES

### SOCIAL SERVICES: Sustaining a Child-Friendly Community

The Provincial Government continued to support and commit to provide a child-friendly province. This is consistent with the United Nations Convention on the Rights of the Child (UN CRC). In La Union, 100% of the component LGUs are Seal of Child-Friendly Local Governance Awardees. This was held on December 10, 2019.

In 2019, the Provincial Government served a total of 1,675 children with its various services, higher than the 2019 target of 1,521 children. Among the programs for children implemented by the Province are the following: Distribution of Instructional Materials and Manipulative Toys, Provincial Children's Month Celebration, Advocacy Fun Walk on Violence against Women and Children (VAWC), and Moving-up Day among others.

The Province, Component LGUs and Barangays attended to 15,730 day care children from the 629 day care centers in La Union for 2019. 15,411 children were also provided supplemental feeding. To ensure that Day Care Workers are empowered 80 child development workers especially from the 4th to 5th class local government units (Bagulin, Burgos, Tubao, Pugo) were trained on the National Early Learning Curriculum on July 19-21, 2019. Another is skills enhancement for the 60 CDW during the Livelihood Skills Training on Siomai Making conducted on October 30, 2019.

Outstanding Child Development Workers from the municipalities of Bangar, Balaoan and Santol of the 1st district, and Rosario, Bauang, Caba, Sto. Tomas, Bagulin, Burgos and Naguilian of the 2nd district were also awarded pursuant to Sanggunian Panlalawigan Ordinance No. 131-2018 on December 5, 2019.



### SOCIAL SERVICES: Empowering the Youth

The Province conducted a Leadership Training for the Youth attended by 50 individuals from all Component LGUs on October 16, 2019. The La Union Child and Youth Congress was also conducted on November 21, 2019 where 100 individuals attended and signed their commitment to support the advocacy on "No to Lowering of the Minimum Age of Criminal Responsibility".

To empower our youth leaders, the Provincial Government in partnership with the Sangguniang Kabataan conducted the Live to Lead: Youth Camp on August 9-10, 2019,



where five (5) Sangguniang Kabataan (SK) Federation Officers from each Component LGU participated. In celebration of the Linggo ng Kabataan 2019 the youth camp's theme was centered around social inclusion and equity.

To engage the Youth in sports, the ELYULYMPICS 2019 was conducted on Feb 28 - April 6 wherein eight hundred thirty-six (836) athletes participated in the various sports competitions. The SK of the City of San Fernando was awarded as the 1st ever Overall Champion of ELYULYMPICS 2019, followed by SK Bauang as 1st Runner up, and the SK Aringay as 2nd Runner up. Winners were awarded Sport Development Packages to be installed and used in their respective localities.

The Province also continues to support the maintenance and operation of the Regional Rehabilitation Center for Youth (RRCY) by providing its mandated share of 1/3 of the total expenses amounting to P119,092.00 for children from La Union who are referred to RRCY for custodial care. The province also assisted in the purchase of needs of the center by giving cash assistance to procure foods, personal hygiene kits and payment of laundry.

Phase 1 of the construction of the Residential Care Facility (RCF) located in Barangay Sta. Rita, Bacnotan, La Union was also completed during the year in review. Phase 2 of the construction is on-going and is targeted to be completed by August 9, 2020. Once completed, the facility will be utilized as the Bahay PAG-ASA for Children in Conflict with the Law (CICL) and temporary shelter for women victims of violence.

### **SOCIAL SERVICES: Serving the Elderly**

With respect to the services provided to Senior Citizens (SC) in the province, the Province continued the monitoring of the implementation of RA 7432 or the Senior Citizens Act as amended by RA 9257. This law recognizes the contribution of senior citizens in nation building by granting them a 20.00 percent special privilege discount. In 2019, 1,244 Senior Citizens were served, higher than the 2019 target of 788 elderly (158.00% increase). From 2016-2019, a total of 4,430 Senior Citizens were served in the province.

As one of its best practices, the province sustained the provision of various assistance for the elderly as it continues to recognize their need and important role in the community. The Province retained the implementation of the Enhanced Access to Golden Existence (E-AGE) Program that grants indigent Senior Citizens with financial and burial assistance. The program benefitted 168 beneficiaries in 2019 from 97 beneficiaries in 2018. They were provided with financial assistance, which totalled to P1,647,000.00. From 2016 to 2019, a total of 509 benefited from the program.

The Province is also compliant to RA 10868 otherwise known as the Centenarians Law. The centenarians were recognized and given monetary incentives from the Province, component city and municipalities, and the Department of Social Welfare and Development (DSWD). In 2019, 16 Senior Citizens benefitted from the program, higher than the 11 beneficiaries in 2018. This figure surpassed its 2019 target of 12 beneficiaries. Each centenarian received an amount of P100,000.00 from DSWD, and P2,000.00 from their respective municipality.

354 Senior Citizens also participated in the Elderly Week Celebration spearheaded by the PGLU in 2019. This was lower than the 375 participants in 2018.





### **SOCIAL SERVICES: Enabling Persons with Disability**

The Provincial Government continues to protect rights and dignities of Persons with Disability (PWDs). In 2019, there were 576 differently-abled persons served in the province. This figure was higher than its 2018 level of 660 and 2019 target of 510 PWDs. The accomplishment could be attributed to the joint efforts of both internal and external stakeholders of the Province on its rehabilitation programs and services for the PWDs. An accumulated 2,118 differently-abled persons were served by the Province from 2016–2019. In 2016, 62 PWDs were provided with assistive devices like wheelchairs for adults and children, crutches and cane, while in 2018, there were 88 PWDs provided with wheelchairs, artificial limbs and ortho shoes in coordination with PCSO and counterpart from PGLU.

The PGLU in partnership with the Pederasyon ng May Kapansanan Ng La Union (PMKLU) also conducted the Abilympics with 79 participants who competed in the different games such as scrabble, chess and cook-fest, volleyball, basketball, badminton, swimming and team building activity in the late afternoon. More participants attended the 2019 event as compared to the 2018 with 60 participants. It also surpassed its 2019 target of 50 participants.

100 parents attended the Autism Spectrum Disorder Provincial Forum during the year in review, while a total of 102 participants attended the National Disability Prevention and Rehabilitation Week Celebration.

### **SOCIAL SERVICES: Gender Empowered Province**

The Province collaborated with the different Civil Society Organizations (CSOs), National Government Agencies (NGAs) and Local Government Units (LGUs) in implementing various services for women's development and empowerment. In 2019, 480 women were served, higher than its 2019 target of 400 women and 2018 level of 452. From 2016–2019, 10,886 women benefited from the various services of the Province.

Aside from the annual celebration of the Women's Month, several activities were also introduced such as the enriched modular packages for women, which was intended to provide a comprehensive, preventive and developmental service to attain women's empowerment and gender equality. A total of 85 women were trained on longganisa



making. This livelihood training activity aimed to help increase their family income through self-employment. In addition, women leaders were also mobilized for community-based activities like supplemental feeding in the daycare service program and as resource speakers in the Parent Effectiveness program. They assisted parents in cooking food for the day care children by introducing affordable crops with high nutritional value.

In 2019, 145 Kalipunan ng Liping Pilipina (KALIPI) members attended a symposium for women. The turnout of participants was higher than the target of 100 participants. These trained women leaders reached out to their fellow women to enjoin them to actively participate in the various activities of the KALIPI in their respective municipalities. They have gained knowledge and skills, which improved their social communications, home management, personality development and community participation. Through these interventions, they became more participative and active partners in community development. Other women leaders in the province include the members of the La Union Vibrant Women (LUVWI), Inc., Barangay Nutrition Scholars (BNS), Barangay Health Workers (BHW), Rural Improvement Club (RIC), and Day Care Workers.

The Provincial Government of La Union (PGLU) through the Office of the Provincial Planning and Development Coordinator Office (OPPDC) also conducted a Training Workshop on Gender and Development (GAD) Analysis and GAD Plan and Budget on September 11 to 12, 2019. The main objective of the GAD training and workshop was to apprehend the key concepts of sex and gender as to their roles and characteristics. Also, to familiarize and apply the GA tool in identifying gender issues and concepts relating to GAD mainstreaming in the formulation of GAD plan and budget and to gain awareness and understand the policy imperatives for GAD.

### **SOCIAL SERVICES: Strengthened Family Planning**

La Union Family Planning (FP) Program envisions that women and men in the province achieve their desired family size and fulfill the reproductive health and rights for all through universal access to quality family planning information and services. The key indicator used to track progress in the implementation of the FP Program is the prevalence rate for modern FP method, or percentage of women of reproductive age (15-49 years old) using any modern FP contraceptive method (mCPR) at a given time. Modern CPR for the province in 2019 is at 34.67%, which is above the DOH-set national target of 27%, but is just half of the 2016 to 2018 accomplishments. This is because the DOH has recalibrated its formula to compute for the eligible population of women of reproductive age from 12.770% of the total population in previous years to 25.854% of the total population for 2019. It is expected that the CPR in the next few years would steadily rise again once more intensive interventions are made to reach out to more women of reproductive age with unmet need for FP.

With respect to the provision of Family Planning Services, the number of acceptors recruited and referred to Rural Health Units (RHUs)/Hospitals decreased from 1,496 in 2018 to 931 in 2019 because of non-availability of materials due to lack of funding source to support free Bilateral Tubal Ligation. Likewise, the number of Married Women of Reproductive Age (MWRA) went up from 6,064 in 2018 to 6,182 in 2019.

Mothers Classes are also conducted every year. In 2019, this was actively participated by 275 MWRAs, which is higher than the target of 250 participants. During the mother class, Violence Against Women and Children, Gender and Development, Livelihood Programs, Responsible Parenthood and Family Planning were discussed.



The Province also continued to boost its campaign on reproductive health for the adolescent sector. In 2019, 6,917 teenagers participated in the Population Awareness and Sex Education Program (PASE) Symposium, while a total of 645 teenagers attended the U4U or Youth-for-Youth Program. This Teen Trail Initiative is a communication campaign to prevent early sex among teens.



### **HEALTH SERVICES: Affordable and Accessible Hospital Service**

The Province aims to leverage on responsive public health service delivery for improved competitiveness and quality of life in the province. In 2019, the Province continued to partner with DOH through its Health Facility Enhancement Program (HFEP) in implementing programs and projects, which were intended to improve access to quality in-patient care from healthcare facilities. Among these PPAs, include the construction of additional health infrastructures, accreditation of hospitals, establishment of additional barangay health stations, provision of equipment, facilities, essential drugs and medicines, and equitable distribution of health personnel.

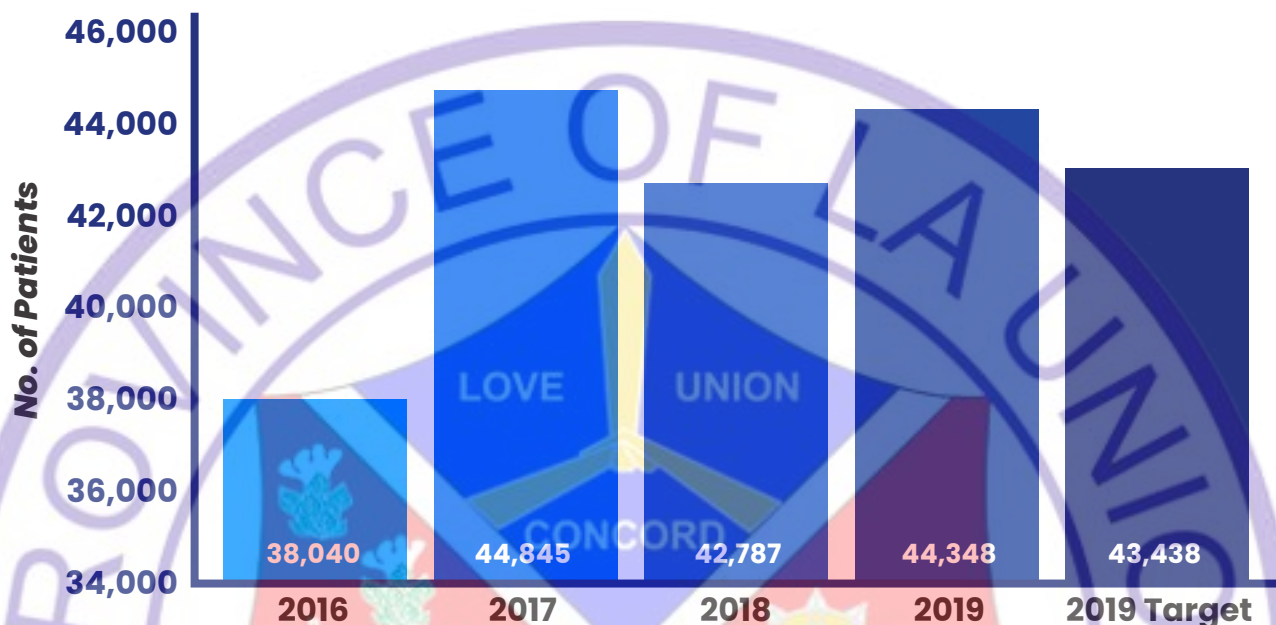
For 2019, the DOH-CHDI has re-accredited LUMC as a Level 2 hospital, while the five PGLU district hospitals were re-accredited as Level 1 hospitals. LUMC and the five district hospitals are also ISO Certified on ISO 9001: 2015 Quality Management System (QMS). There were 44,348 in-patients recorded in PGLU hospitals, higher than its level in 2018 at 42,787 but fell short of its 2019 target of 44,360 (See Figure 3.1). An erratic trend can be observed from 2016-2019.

By hospital, LUMC recorded the most number of in-patients of 12,918 (29.14% share) in 2019 followed by Naguilian District Hospital (NDH) with 11,304 in-patients (25.49% share) (see Figure 3.2). Caba District Hospital (CDH) recorded the least with 1,669 in-patients. LUMC and Rosario District Hospital (RDH) posted lower number of in-patients when compared to their 2019 targets. In addition, the same hospitals including CDH registered lower number of in-patients as compared to their 2018 levels.



Moreover, a total of 212,002 out-patients were recorded in PGLU hospitals in 2019 (see Figure 3.3). This figure is higher than its 2019 target of 174,347 out-patients but higher than its previous year's level of 209,689 out-patients. An erratic trend can also be observed from 2016-2019. Bulk of the recorded out-patients was registered in LUMC and Bacnotan DH, which comprised of 34.54 percent share and 18.28 percent share, respectively (see Figure 3.4).

**Figure 3.1. Total In-Patients in La Union: 2019 versus 2016-2018 and 2019 Target**



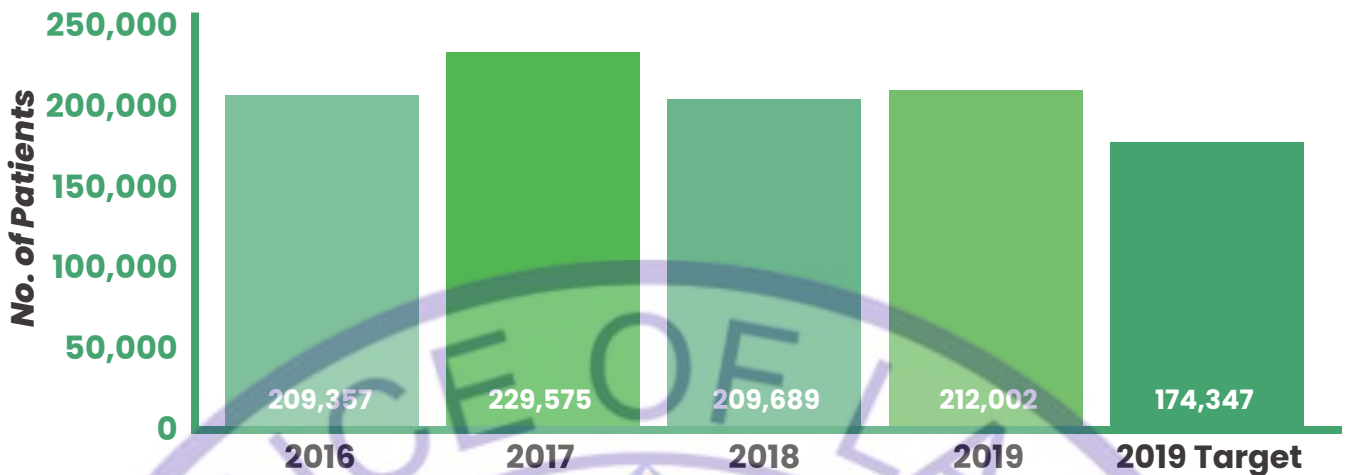
Source of Data: 5 District Hospitals and La Union Medical Center (LUMC)

**Figure 3.2. Total In-Patients by Hospitals in La Union: 2019 versus 2016-2018 and 2019 Target**



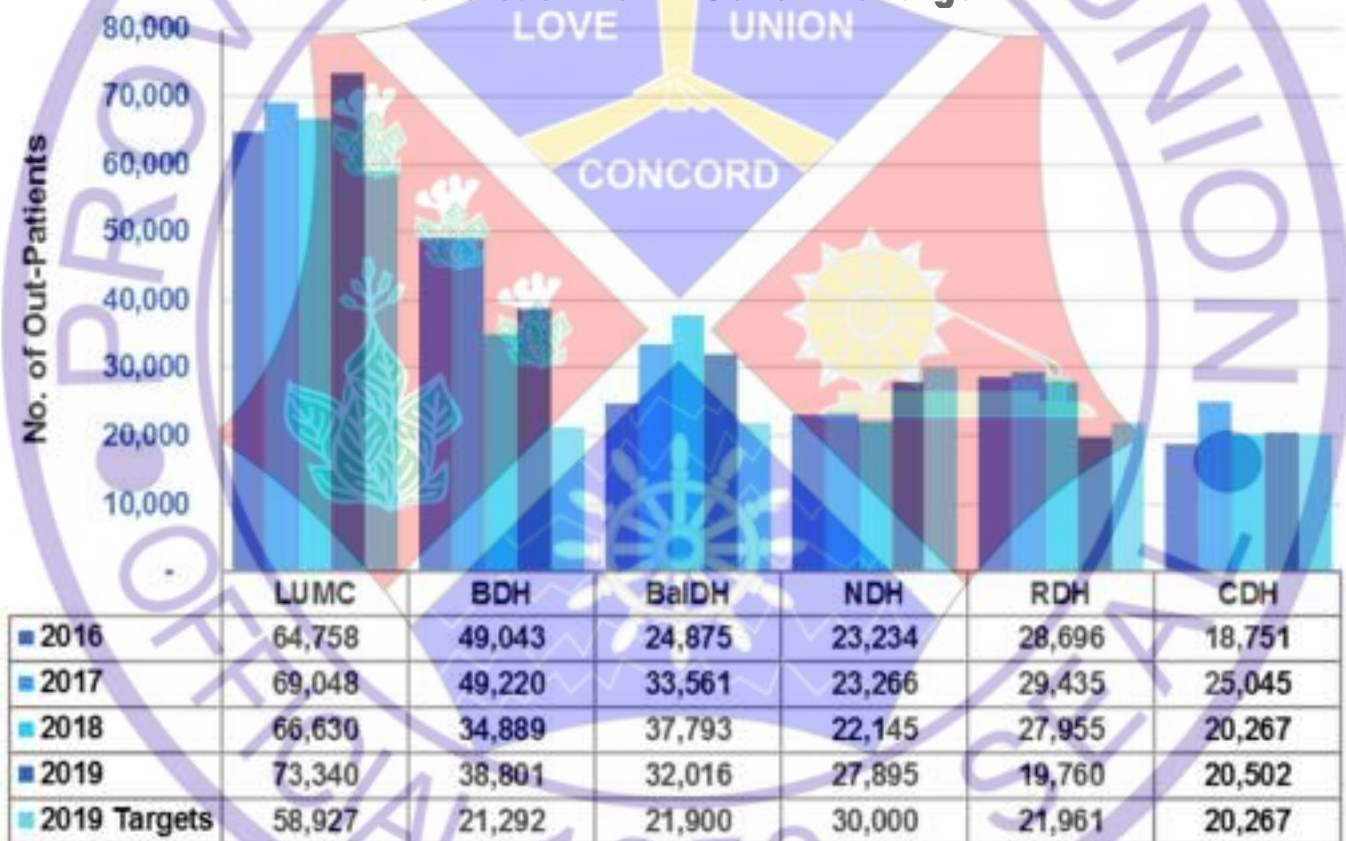
Source of Data: 5 District Hospitals and La Union Medical Center (LUMC)

**Figure 3.3. Total Out-Patients in La Union: 2019 versus 2016-2018 and 2019 Target**



**Source of Data:** 5 District Hospitals and La Union Medical Center (LUMC)

**Figure 3.4. Total In-Patients by Hospitals in La Union: 2019 versus 2016-2018 and 2019 Target**



**Source of Data:** 5 District Hospitals and La Union Medical Center (LUMC)

All hospitals except Balaoan DH and RDH registered higher number of out-patients as compared to their levels last year. However, only NDH and RDH recorded lower number of out-patients when compared to their 2019 targets.

Further, the average length of stay (ALOS) of patients in LUMC and district hospitals slightly increased to 3.10 days in 2019 from 3.04 days in 2018 (see Table 3.1). This was still within the standard acceptable level of 4-5 days. Patients needing higher level of care were referred to tertiary level facilities.

The average Hospital Bed Occupancy Rate dropped to 130.63 percent in 2019 from 135.74 percent in 2018 (see Table 3.1). This implies bed shortage in said hospitals while indicating optimal use of the 25-bed capacity of each district hospital. Bacnotan DH registered the



highest occupancy rate at 169.00 percent while Caba DH recorded otherwise at 106.52 percent. As compared to their levels in 2018, Bacnotan DH and Balaoan DH recorded the largest decline in occupancy rates. This could be attributed to the on-going construction and improvement of hospital facilities.

**Table 3.1. Average Length of Stay (ALOS), Hospital Bed Occupancy Rate and Gross Death Rate by Hospitals in La Union: 2019 versus 2016–2018**

Name of Hospital	Average Length of Stay				Hospital Bed Occupancy				Hospital Gross Death Rate			
	2016	2017	2018	2019	2016	2017	2018	2019	2016	2017	2018	2019
La Union Medical Center	3.00	3.00	3.22	3.09	133.90	148.88	149.63	148.90	1.52	1.49	1.52	1.50
Bacnotan District Hospital	4.00	4.00	3.00	3.00	158.20	196.43	180.00	169.00	0.17	0.22	0.21	0.23
Balaoan District Hospital	3.00	3.00	3.00	3.00	172.43	153.71	120.48	121.00	0.48	0.68	0.80	0.74
Caba District Hospital	3.00	3.00	3.00	3.50	155.84	97.53	109.72	106.52	0.44	-	0.11	-
Naguilian District Hospital	3.00	3.00	3.00	3.00	196.00	127.17	128.75	123.87	0.39	0.40	0.34	0.23
Rosario District Hospital	3.00	3.17	3.04	3.10	100.00	142.72	135.74	130.63	0.06	0.54	0.55	0.62
<b>AVERAGE</b>	<b>3.17</b>	<b>3.17</b>	<b>3.04</b>	<b>3.10</b>	<b>149.97</b>	<b>142.72</b>	<b>135.74</b>	<b>130.63</b>	<b>0.87</b>	<b>0.54</b>	<b>0.55</b>	<b>0.62</b>

**Source of Data:** 5 District Hospitals and La Union Medical Center (LUMC)

Infrastructure development in the five district hospitals for the year in review include the following: Construction of Dewats (Phase II), Change of Existing Water Pipeline and Extension of TB DOTS at Naguilian District Hospital; Primary Metering, 3 Units 75 KVA Transformer, Service Entrance, Service Drop & Grounding System, Improvement of Hospital Complex Phase III and Repainting of Administrative Offices & Improvement of Dietary Section at Caba District Hospital; Construction of Hospital Annex and Upgrading of Electrical System at Balaoan District Hospital; and Construction of 3rd Production Well at Rosario District Hospital.

For the Hospital Gross Death Rate in the Province, an average of 0.62 percent was recorded in 2019, higher than last year's level of 0.55 percent. Among all the hospitals, La Union Medical Center showed the highest death rate at 1.50 percent, which could be attributed to the following diseases: Acute respiratory Failure, Septic Shock, Congestive Heart Failure, High Risk Pneumonia, Cardiopulmonary Arrest, Cerebrovascular accident and Chronic Obstructive Pulmonary.

In 2019, child health indicators in the Province posted positive performance (see Table 3.2). Infant mortality rate, neonatal mortality rate and under-five mortality rate is within their respective national targets and 2018 levels. Pneumonia continued to top the leading causes of death followed by prematurity, intrauterine fetal death and meconium aspiration syndrome. The causes of deaths that were identified during the quarterly Maternal and Newborn Death Review include late confinement, zero prenatal check-up in a health facility, and financial constraints to cover hospital bills on ventilator/oxygen charges and drugs such as surfactant.

**Table 3.2. Child Health Indicators 2019 versus 2017–2018 in Percent**

Indicator	National Target	2016	2017	2018	2019
Infant Mortality Rate	17 per 1,000 Livebirths	9.19	10.32	10.68	3 per 1,000 Livebirths
Neo-natal Mortality Rate	12 per 1,000 Livebirths	7.34	7.85	8.47	2 per 1,000 Livebirths
Under Five Mortality	25 per 1,000 Livebirths by 2030	12.64	15.3	16.26	6 per 1,000 Livebirths
Percentage of Fully Immunized Children (FIC)	95%	60.62	56.90%	53.60%	89% actual 59.03% target based (1.779%) of the total pop'n)
<b>Malnutrition Rate</b>					
Combined Underweight and Severely Underweight	<26.7%	3.62	3.64	3.40	1,271 (1.67%)
Stunted and Severely Stunted		10.33	8.37%	7.10%	2,829 (3.7%)
Wasted and Severely Wasted		3.27	2.78%	2.30%	829 (1.08%)

**Source of Data:** Provincial Health Office (PHO)

The percentage of fully immunized children (FIC) in the province increased to 89.00 percent compared to its level in 2018 at 53.60 percent and higher than the 2019 target of 59.03 percent. The improved performance could be attributed to the conduct of more frequent community visits called “Reaching every purok” strategy. This is an innovation of the “Reaching every Barangay” approach. Supplemental immunization activities were conducted in disadvantaged puroks, blocks or sitios in a barangay to reach children who have not been vaccinated as scheduled at the health centers. Through the National Immunization Program, PGLU conducted several activities like capability building, trainings and quarterly distribution of vaccines.

In terms of the nutrition situation in the Province in 2019, it could be noted that the case of underweight and severely underweight children improved during the year in review at 1.67 percent from its national target of 26.7 percent and previous year’s figure of 3.40



percent. A downward trend could be noted from 2016–2019. Notably, the same trend could be observed for stunted and severely stunted, and wasted and severely wasted. The improvement could be attributed to the regular implementation of the Operation Timbang Plus, Health Mommy and Health Baby, PABASA sa Nutrition, and Supplemental Feeding Program in 2019, among others.

Moreover, results of the Operation Timbang Plus showed that 7 out of 10 children aged 0–59 months were stunted (low height for age) while two out of 10 children aged 0–60 months were wasted (low weight/height for age). This entails that the Province needs to combat malnutrition by focusing its nutrition programs on the type of malnutrition across age groups.

### **HEALTH SERVICES: Improved Maternal Health**

With respect to improving maternal health conditions in the province, it could be noted that the total deliveries and live births had a decreasing trend from 2016 to 2018.. The decreasing trend can be attributed to the increasing trend seen in the province’s modern CPR. However, there was a slight increase in the total deliveries and live births during the year in review (see Table 3.3). On the contrary, the percentage of recorded facility-based deliveries and deliveries attended by skilled birth attendants posted an increasing trend from 2016 to 2018, while a slight increase in 2019 was recorded. Likewise, there was a year-on-year decline in the percentage of deliveries by skilled birth attendants in the province. Data for both indicators surpassed their respective 2019 national targets at 95.00 percent. The increase could be due to the improvement and upgrading of health facilities through the Health Facility Enhancement Program (HFEP) of the Department of Health (DOH) that can cater deliveries, and increasing number of trained skilled birth attendants. Health information-dissemination of the importance for mothers to deliver in health facilities has also contributed to the sustained high accomplishments for these two indicators in the province.

The maternal mortality rate in the province improved in 2019 as it decreased to 76 maternal deaths per 100,000 live births (LB). A downward trend could be noted when compared to its level from 2016–2018. However, this figure is slightly higher than the national target of 70 maternal deaths per 100,000 LB. The recorded MMR during the year in review was due to the delays in taking critical actions, seeking care, making referral and providing appropriate medical management. Other factors that contributed to the maternal deaths were unplanned, mistimed and unwanted pregnancies, poor detection and management of high-risk pregnancies, poor access to health facilities, teenage pregnancies and their poor health-seeking behavior.

**Table 3.3. Maternal and Infant Health Indicators: 2019 versus 2017–2018 and 2019 National Target**

Indicator	National Target	2016	2017	2018	2019
Total Deliveries		11,337	11,003	10,451	10,486
Live Births		11,313	10,954	10,392	10,464
Facility-based Deliveries	95%	11,183(98.64%)	10,935 (99.38%)	10,412 (99.62%)	10,459 (99.74%)
Deliveries by Skilled Birth Attendants	95%	11,313	10,954 (99.31%)	10,378 (99.86%)	10,467 (99.82%)
Maternal Mortality Rate	70 per 100,000 LB by 2030	159/100,000 LB	94/100,000 LB	115.5/100,000 LB	76/100,000 LB
Maternal Death		18	10	12	8
Teenage Pregnancy	43 per 1,000 female	1,984			(971) 13 per 1,000 female

**Source of Data: Provincial Health Office (PHO)**

In relation thereto, maternal deaths registered a downward trend from 2016–2019. Only eight maternal deaths were recorded during the year in review.

To improve the maternal health condition in the province, the Provincial Government conducted annually its Buntis Congress activities. Pregnant women and women of reproductive ages gather in this forum to learn about pregnancy, its complications and how to manage it. Likewise, the Province disseminated information education campaign (IEC) materials, and regularly conducted “Usapan Sessions and Talakayan” to prevent death cases of mothers giving births in La Union.

Moreover, the teenage pregnancy in the Province was 13 per 1,000 female in 2019. This is acceptable within the national target of 43 per 1,000 female. FHSIS data on teen pregnancy showed that for the age group 10–14, there were teen pregnancy cases in 2019 were recorded only in San Fernando (26) and Naguilian (1). For the age group 15–19, there were teen pregnancy cases seen in all the municipalities except in San Gabriel, San Juan, Santol and Sudipen. Most number of cases were seen in San Fernando (543); Agoo (125); Naguilian (93) and Balaoan (43). Thus, a need for the province to strengthen its Adolescent Health Development Program.

**HEALTH SERVICES: Addressing Causes of Morbidity and Mortality**

With regards to the morbidity and mortality trends in the province, it could be observed that the Acute Respiratory Infection (ARI) for more than five years old leads the top causes of morbidity with 33,439 cases recorded in 2019 (see Table 3.4). This is equivalent to 4,069 cases per 100,000 population. ARI below five (no pneumonia) and hypertension came next with 14,824 and 13,457 recorded cases, respectively. Other causes include, Urinary Tract Infection (UTI), and Pulpitis, among others.

On the other hand, pneumonia topped the leading causes of mortality in the province with 476 cases in 2019 (see Table 3.5). This was followed by undetermined natural cause (285 cases) and myocardial infarction (275 cases).



**Table 3.4. Ten Leading Causes of Morbidity in La Union: 2019**

Disease	2019 Cases	Rate per 100,000 population
Acute Respiratory Infection (ARI) for more than 5 years old	33,439	4,069
Acute Respiratory Infection (ARI) in below 5 (no pneumonia)	14,824	1,804
Hypertension	13,457	1,638
Urinary Tract Infection (UTI)	6,365	775
Pulpitis	4,174	508
Acute Tonsillopharyngitis	4,169	507
Systematic Viral Infection	3,770	459
Dental Caries	2,911	354
Asthma	2,356	287
Diabetes Mellitus (Type 2)	2,141	261

**Source of Data:** Provincial Health Office (PHO)

**Table 3.5. Ten Leading Causes of Mortality in La Union: 2019**

Disease	2019 Cases	Rate per 100,000 population
Pneumonia	476	0.58
Undetermined Natural cause	285	0.35
Myocardial Infarction	275	0.33
Cancer (all forms)	267	0.32
Hypertension	185	0.23
COPD	113	0.14
Acute Respiratory Failure	92	0.11
Cardiovascular Disease	85	0.10
Diabetes Mellitus	82	0.10
Cerebrovascular Diseases	79	0.10

**Source of Data:** Provincial Health Office (PHO)

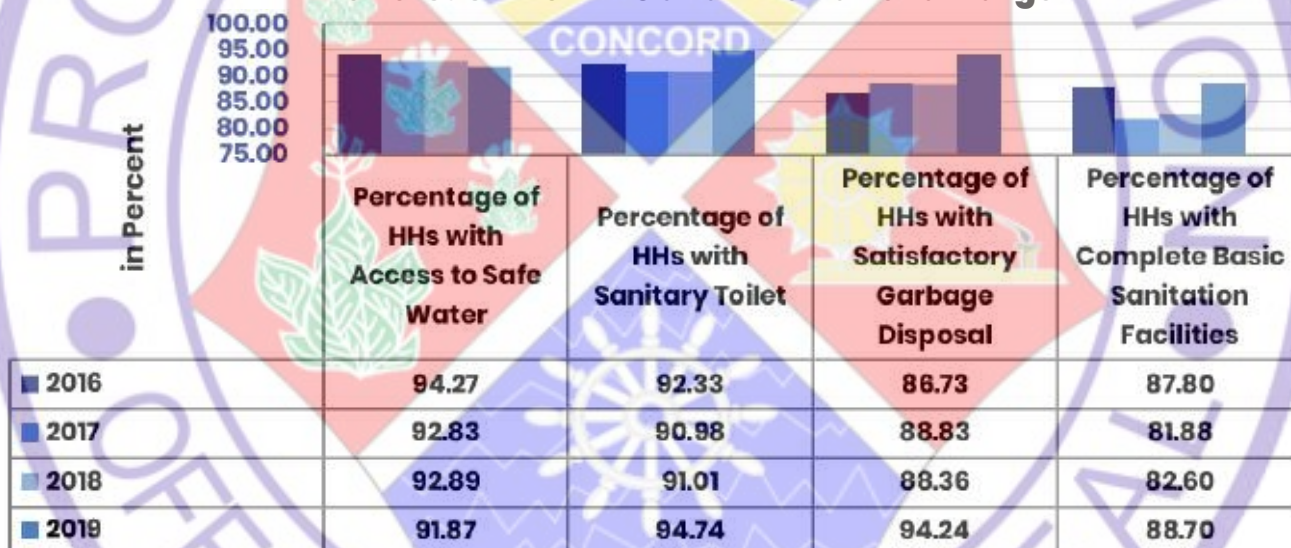
While medical and dental health services are continuously being provided by the province and private hospitals and LGU health facilities, health education on disease prevention and promotion of a healthy lifestyle including adherence to a healthy diet and regular exercise, are regularly conducted by health service providers and community health volunteers (BHWs, BNS, BSPOs) in the province.

**HEALTH SERVICES: Access to Safe Water and Sanitation**

For water supply and sanitation in the province, the percentage of households with sanitary toilet, percentage of households with satisfactory garbage disposal and percentage of households with complete basic sanitation facilities improved during the year in review (see Figure 3.5). All indicators except the percentage of HHs with access to safe water posted upward trend from 2016–2019. The improved performance could be attributed to the intense monitoring and evaluation conducted by the Province to prevent food and water borne diseases. PGLU also regularly conducted information dissemination at the barangay level. Further, with the implementation of the Zero Open Defecation Program (ZODP) in the province, 6 out of 20 municipalities were ZOD certified that includes the Municipalities of Tubao, San Gabriel, Naguilian, Bauang, Balaoan and Rosario.


Figure 3.6 shows the status of households with access to safe water supply by level. In 2019, only level III increased to 18.63 percent while level I and II both declined to 63.89 percent and 9.33 percent, respectively. It can be noted also that level III registered upward trend while level I and II posted otherwise from 2016–2019. The increment in level III implies that majority of the households are using sources of water supply facilities that have undergone adequate treatment.

**Figure 3.5. Water Supply and Sanitation Situation in La Union: 2019 versus 2016–2018 and 2019 National Target**



Source of Data: Provincial Health Office (PHO)

**Figure 3.6. Percentage of Households with Access to Safe Water Supply in La Union: 2019 versus 2016–2018**



Source of Data: Provincial Health Office (PHO)



## HEALTH SERVICES: Reducing Canine Rabies in the Province

The Rabies Registry of the eight (8) Animal Bite Centers in the province showed a 45% reduction of total animal bites from 11,736 animal bites in 2018 to 6,410 animal bites in 2019. However, there was a decrease in the proportion of total cases given post-exposure prophylaxis treatment in 2019 at 82.5% from 87.2% in 2018. Seventy-six (76) percent of animal bites reported were dog bites in both 2019 and 2018. There were 5 deaths due to rabies in 2019, as compared to 3 cases seen in 2018.

The Province continues to intensify its Rabies Control Program to eliminate/eradicate rabies cases in the province. The Provincial Government conducted massive rabies vaccination, and information dissemination on rabies disease and responsible pet ownership particularly in areas with known rabies cases.

A total of 27,329 heads were vaccinated during the year in review, 18.34 percent lower compared to last year's accomplishment of 33,468 heads (see Table 3.6). The decrease could be attributed to the long-duration heavy rainfall within the year that constrained the technical staff, including the municipal livestock coordinators to implement vaccination activities. Also, it could be due to lack of technical personnel during summer time, which was supposed to be the time for intensified mass vaccination activities. Table 3.6 and 3.7 provides a summary of the rabies vaccination conducted by the Provincial Government in 2019.

**Table 3.6. Rabies Vaccination in La Union: 2019 versus 2017–2018**

PET ANIMALS	YEAR			PERCENT CHANGE	
	2017	2018	2019	2017–2018	2018–2019
Dog	34,980	32,927	26,718	(5.86)	(18.86)
Cat	241	540	611	124.07	13.15
<b>Total Animal Vaccinated</b>	35,223	33,468	27,329	(4.98)	(18.34)
<b>Total Pet Owners Benefitted</b>	20,678	19,609	15,349	(5.17)	(21.72)
<b>Number of Barangays Served</b>	409	364	348	(11.00)	(4.39)

**Source of Data:** Office of the Provincial Veterinarian

**Table 3.7. Rabies Vaccination by Municipality in La Union: 2019**

Municipality	Number of Heads Vaccinated		Pet Owners Served	Number of Barangays Covered
	Dog	Cat		
<b>District I</b>				
Bacnotan	4,137	264	2,597	44
Balaoan	3,106	2	1,254	29
Bangar	515	8	334	6
Luna	589	23	351	15

Municipality	Number of Heads Vaccinated		Pet Owners Served	Number of Barangays Covered
	Dog	Cat		
Sab Gabriel	443	17	260	5
San Juan	1,073	38	601	35
Santol	163	7	119	3
Sudipen	178	2	93	4
<b>District 2</b>				
Agoo	2,062	16	1,228	34
Aringay	111	683	335	14
Bagulin	83		51	2
Bauang	2,538	5	1,462	12
Burgos	494	5	331	12
Caba	1,426	41	727	14
Naguilian	1,120	54	648	12
Pugo	1,527	9	813	14
Rosario	660	6	345	26
Sto. Tomas	331	4	166	5
Tubao	297		152	5
Walk-In Clients	371	19	243	
LU Anniversary	37		15	
<b>TOTAL</b>	<b>26,718</b>	<b>611</b>	<b>15,349</b>	<b>348</b>

**Source of Data:** Office of the Provincial Veterinarian

To further improve the Province efforts in eliminating Rabies in the Province, the La Union Rabies Diagnostic Laboratory was completed during the year in review and is set to be operational by 2020. Provincial Veterinarians were also trained on Animal Rabies Detection to further equip them in the handling of rabies cases in the province.

In recognition of the unwavering support, dedication and excellent implementation of the Rabies Program, the Provincial Government was awarded a Plaque of Recognition by the National Rabies Prevention and Control Committee on September 28, 2019.

## IMPROVED ACCESS TO QUALITY BASIC AND HIGHER EDUCATION

The Province recognizes that education is fundamental to the development and growth of its constituents. Guided by the La Union Transformative Education Framework, the Provincial School Board (PSB) continues to be committed in upgrading the quality of education in the province.

### EDUCATION: Addressing Gaps in Human Resources and Infrastructure

The Special Education Fund (SEF), which is being utilized by the Province through the Provincial School Board (PSB) to fund its education-related projects. The SEF budget




increased to P88,500,000.00 in 2019 from P85,384,988.00 in 2018 (see Figure 3.7). The increase was due to the intensified campaign on tax collection of real property tax and reassessment of properties provincewide.

With the increase in SEF budget during the year in review, the Province managed to fund and implement the following programs and projects in 2019:

- Notwithstanding the DepEd Memorandum reiterating the discontinuation of hiring of locally funded teachers, the existing 20 PSB-funded teachers in the Province were maintained as per request of DepEd La Union in order to address the manpower needs in newly-established schools as well as those schools with combination and multi-grade classes. Teachers were hired based on the manpower needs obtained from the Electronic Base Education Information System (EBEIS). Their honorarium remained at P12,000.00 per month effective January 2018.
- Under the Instructional Development Program, the Province gave 10 sets of analog speech laboratory with multi-media function for 20 seaters to 10 schools in the five tourism circuits of the province (see Table 3.8).

**Figure 3.7. Special Education Fund (SEF) Budget: 2019 versus 2016–2018 (in PHP)**



**Source of Data:** Provincial Budget Office/Provincial Treasurer's Office/Provincial School Board

**Table 3.8. Recipient Schools of the Instructional Development Program in La Union: 2019**

Tourism Circuits	Recipient Schools
Northern Tourism Circuit	<ol style="list-style-type: none"> <li>1. Regional Science HS, Bangar, La Union</li> <li>2. Santol Vocational High School, Santol, La Union</li> <li>3. Luna National High School, Luna, La Union</li> <li>4. Castor Z. Concepcion Memorial National High School, Balaoan, La Union</li> <li>5. Doña Francisca Lacsamana Ortega Memorial National High School, Bangar, La Union</li> </ol>

Tourism Circuits	Recipient Schools
Central Tourism Circuit	6. San Juan National High School, San Juan, La Union 7. San Gabriel Vocational High School, San Gabriel, La Union 8. Bacnotan National High School, Bacnotan, La Union
Central Eastern Tourism Circuit	9. Burgos National High School, Burgos, La Union 10. Suyo National High School, Bagulin, La Union 11. Naguilian National High School, Naguilian, La Union 12. Don Eulogio De Guzman Memorial National High School, Bauang, La Union
Southern Tourism Circuit	13. Pres. Elpidio Quirino National High School, Agoo, La Union 14. Caba National High School, Caba, La Union 15. Aringay National High School, Aringay, La Union 16. Don Eufemio F. Eriguel Memorial National High School, Agoo, La Union 17. Sto. Tomas National High School, Sto. Tomas, La Union
South Eastern Tourism Circuit	18. Tubao National High School, Tubao, La Union 19. Pugo National High School, Pugo, La Union 20. Rosario Integrated School, Rosario, La Union

**Source of Data: Provincial School Board (PSB)**

- The Province procured a Manikin Collection, to be used as a training demo tool in 96 secondary public schools, which will be applied during emergency situations.
- The Province procured instructional materials for Kindergarten learners and manipulative toys for Early Childhood Care Development to maintain the standard book-pupil/student ratio of 1:1, and to close the gap of children from low income families who have access to fewer reading materials, and learners from middle- and upper-income families.
- To augment the limited educational technologies, and to expand the use of multimedia facilities, the Province gave 60 units of desktop computers for identified schools with least Maintenance and Other Operating Expenses (MOOE) appropriations. This will help teachers customize hand-outs and other learning materials for students.
- The Provincial School Board passed a resolution for the construction of facilities to address gaps identified in schools such as but not limited to covered courts which serve as venues for sports activities and school event, and alternate study areas in case of shortages of classrooms. The list of schools who benefitted from the program is provided in Table 3.9.



**Table 3.9. List of Schools who Benefitted from the Infrastructure Facilities Program in La Union: 2019**

Name of Schools/Projects
1. Construction of Sta. Rita Annex Elementary School Covered Court, Aringay
2. Construction of Covered Court, South Central Integrated School, City of San Fernando
3. Construction of Sta. Rosa Elementary School Covered Court, San Juan
4. Construction of Covered Court Catbangan Central School, City of San Fernando
5. Construction of Bacsayan Elementary School Covered Court, San Juan
6. Construction of Padang Primary School Covered Court, San Gabriel
7. Construction of San Felipe Elementary School, San Juan
8. Construction of Ilocanos Elementary School Multi-Purpose Covered Court, City of San Fernando
9. Construction of Tanglag National High School Covered Court, Rosario
10. Construction of Paringao National High School Multi-Purpose Covered Court, Bauang
11. Improvement of La Union National High School Sports Ground, City of San Fernando
12. Construction of Tallaoen Elementary School Pavillion, Luna

**Source of Data: Provincial School Board (PSB)**

- In coordination with the Office of the Sangguniang Panlalawigan, the Search for Ten Outstanding Public-School Teachers was held on October 18, 2019. Each awardee received an amount of P10,000.00 and a plaque of recognition.
- The Province also distributed medals and certificates to deserving students, who were awarded during the graduation rites of 313 public elementary and 87 secondary schools. This is being undertaken in recognition of their hard work and dedication in achieving educational excellence.

**EDUCATION: Support to School Initiated Sports Activities**

Pursuant to the Local Government Code of the Philippines (LGC) of 1991, Section 1001, one of the priority programs that is being funded by the SEF include sports activities. In relation thereto, the Province through the PSB allocated P12,922,780.00 for the training and other expenses of the Province's athletes in preparation and participation in the Region 1 Athletic Association (RIAA) Meet 2019 in Lingayen, Pangasinan. La Union Division garnered 26 gold, 34 silver and 43 bronze medals in the said event.

**EDUCATION: Provision of Scholarships to Deserving Students**


Under the La Union Educational Assistance Program (LUEASP), the Province supported 739 deserving tertiary students for SY 2019-2020. This was higher by 58 scholars compared to the previous school year. The increase was due to the implementation of the new curriculum of K-12, which affected the number of qualified scholars. Recipients of this

program were provided with financial assistance amounting to P8,000.00 per grantee by semester. This program eases the burden of parents in shouldering various school expenses, and gives access to higher education to students from low income families.

**PROPORTIONAL ACCESS FOR VULNERABLE SECTORS**

The poverty situation of La Union improved as both its poverty incidence among families and population declined in 2018 (see Figure 3.8). The province recorded the lowest poverty incidence among families and population in Region 1 as well as in Northern Luzon. Nationwide, the province ranked 7th with the lowest poverty incidence among families and population.

**Figure 3.8. Poverty Incidence Among Population and Families in La Union: 2018 versus 2015**



**Source of Data:** Philippine Statistics Authority (PSA)

Specifically, the Province’s poverty incidence among families was 3.2 percent in 2018 from 13.5 percent in 2015. On the other hand, its poverty incidence among population was 4.4 percent in 2018 from 17.5 percent in 2015. Both declined by 10.3 percentage points and 13.1 percentage points, respectively.

The improvement in the poverty situation of La Union could be attributed to the Province’s continued improvement in the accessibility of quality social welfare services and safety nets during the year in review.

Social protection constitutes policies and programs that seek to reduce poverty and vulnerability to risks, and enhance the social status and rights of the marginalized by promoting and protecting livelihood and employment, protecting against hazards and sudden loss of income, and improving people’s capacity to manage risks. It seeks to protect and promote the well-being of the poor, the vulnerable and the marginalized. Further, access to social welfare was stipulated as those preventive and developmental interventions to support the minimum basic needs of the poor while social safety nets are urgent responses and mechanisms that address effects of socio-economic shocks, disasters and calamities on vulnerable groups.

In this regard, the Provincial Government sustained its initiatives to help cushion the



impact of increasing the services for the basic needs of the poor population in the province. This resulted to a decline in the number of 4Ps beneficiaries as illustrated in Table 3.10. The Office hosts a quarterly meeting to 60 council members for them to be molded on the DSWD updates on Pantawid Pamilya Implementation Program.

**Figure 3.10. Poverty Incidence Among Population and Families in La Union: 2018 versus 2015**

Year	No. of Beneficiaries
2016	30,919
2017	30,222
2018	30,771
2019	28,367

**Source of Data:** Provincial Social Welfare and Development Office

## PRESERVED LOCAL CULTURE AND TRADITIONS

### CULTURE AND ARTS: Facilitative Cultural Planning

The Province in partnership with the National Commission on Culture and the Arts (NCCA) initiated the first phase of Cultural Mapping on April 15, 2019. The Provincial Government in coordination with the NCCA assisted its component LGUs to identify, record, use cultural resources and activities, and build communities. To date, the City of San Fernando and Municipality of Bauang have started their engagement with NCCA for their Cultural Mapping Activity.

### CULTURE AND ARTS: Promotion of Arts in the Province

The Provincial Government of La Union (PGLU) in partnership with Artists Guild of La Union (AGLAUN) held the 2nd Agri-Tourism Art Competition on February 26, 2019 at the Capitol Grounds, Provincial Capitol, City of San Fernando, La Union. This is part of La Union's Activities for the 169th Foundation Anniversary and in celebration of the National Arts Month. The Art Competition was created for students and individuals who are interested in revealing their talents through arts. It was designed to encourage participants to promote La Union as the Heart of Agri-Tourism in Northern Luzon artistically. There were 29 participants for Amateur Category and 31 for Professional Category.

Another activity conducted by the Province and NCCA is the Summer Arts Camp held on June 4 and 18-19, 2019 at the Diego Silang Hall, City of San Fernando, La Union. The Art Workshop is one of the activities set in the Dap-ayan project which aims to develop a year-long culture and arts program that considers the important cultural assets of our community.

### CULTURE AND ARTS: Raising Awareness on the Local Language

The Ayat Festival is a series of events celebrating and fostering local language, culture and talent, in accordance with Provincial Ordinance 026-2012, the Local Language Code of La Union otherwise known as the Iloko Code. In support to the Iloko Code, a total of 200 Iloko Dictionaries were produced to be distributed to LGUs, schools and libraries in La Union.

For 2019, the Festival was conducted on August 7, 16, and 23. This event is one of the keystones of the Province’s efforts to popularize La Union’s local language as well as culture and local talent in line with its advocacy to develop a native yet modern identity so that it continues to be used, particularly by the youth and the next generation. Through this festival, the province can showcase its comprehensive language code to protect our Ilocano language and uplift it to the level at par with the Filipino and English languages.

**CULTURE AND ARTS: Celebrating the Indigenous People of the Province**

In celebration of the Indigenous Peoples (IP) Month, the Province in partnership with the Indigenous Peoples Cultural Society of La Union, Inc. (IPCSLUI), conducted a series of IP Development Caravan during the year in review. This activity provided continuous and responsive socio-economic development services, health services and welfare to IP communities including medical services, orientation on IP-related services of regional line agencies, distribution of assorted seedlings, and job assistance desk. A total of 1,641 IPs were served during the Caravan.

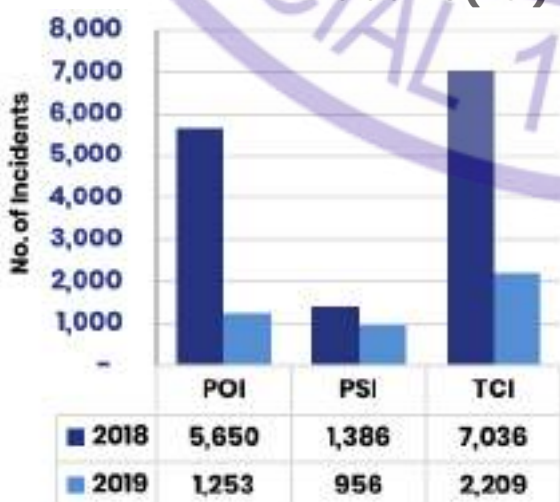
The IP Summit, the culminating event for the IP celebration, was held on December 11, 2019. The participants were Indigenous Peoples Mandatory Representatives (IPMRs) and Indigenous Peoples Organization (IPO) Presidents from 15 IP dominated municipalities and barangays, namely: Aringay, Barangay Arosip, Bacnotan; Bagulin; Bauang; Burgos; Barangay Juan Cartas, Caba; Barangay Baraoas, City of San Fernando; Naguilian Pugo; Rosario; San Gabriel; San Juan; Santol; Sudipen; and Tubao. Highlights of the event include the presentation of guidelines for the selection of IPMRs in consonance with Section 10 of NCIP A.O. No. 003, s. 2018, and the induction of the new set of officers and members of the IPs Cultural Society of La Union, Inc. (IPCSLUI)

**ENSURED INTERNAL SECURITY, PUBLIC ORDER AND SAFETY**

**PEACE AND ORDER: Reduced Crime Incidents**

The Province remained safe and secure in 2019. This could be attributed to the enhanced management of law enforcement operations at the ground level, which increased police visibility and presence of military and other law enforcers in the province. This can be observed in the significant drop in Total Crime Incidents (TCI) recorded in 2019 from 7,036 incidents in 2018 to 2,209 incidents during the year in review (see Figure 3.9).

**Figure 3.9. Peace and Order Index (POI), Public Safety Index (PSI) and Total Crime Incidents (TCI) in La Union: 2018 versus 2019**



**Note:** Under PNP Memo Circular No. 2018-050, crimes were further classified as: 1) Peace and Order Index (POI) which categorizes crime incidents that reflect the true essence of crime, peace and order situation of a particular community. This comprises the totality of Index and Non-Index Crimes and 2) Public Safety Index (PSI) which categorizes incidents and culpable felonies that reflect the public safety situation of a particular community. This comprises the totality of vehicular incidents and other quasi-offenses punishable under the Revised Penal Code.

**Source of Data:** La Union Provincial Police Office (LUPPO)

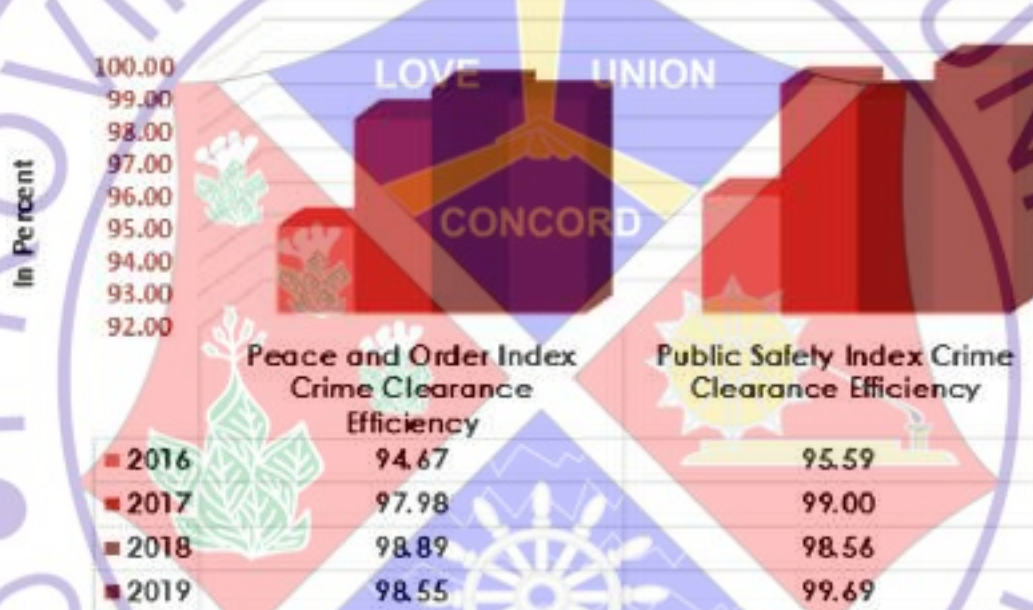


Likewise, both the Peace and Order Index (POI) and the Public Safety Index (PSI) declined during the year in review (see Figure 3.9). The decrease in POI could be attributed to the intensified implementation of the Enhanced Managing Police Operations (E-MPO) and Highway Public Assistance Desk (HIPAD) in the strategic areas in the province. Meanwhile, the decrease in PSI could be due to the efforts of the province in curbing this kind of incidents through posting of warning signs and implementation of the Project Advisory on Crime, Disaster Alerts and Advocacy Reminders (PACDAAR) of the PNP.

**PEACE AND ORDER: Sustaining Crime Clearance Efficiency**

The province registered a crime clearance efficiency rate (CCER) of 98.55 percent in 2019, a slight decrease of 0.34 percent compared to the previous year. The province also recorded a crime solution efficiency rate (CSER) of 86.83 percent or a decrease of 9.12 percent from last year’s 95.95 percent.

**Figure 3.10. Peace and Order and Public Safety Index Crime Clearance Efficiency Rate (CCER) in La Union: 2019 versus 2016-2018**



Source of Data: La Union Provincial Police Office (LUPPO)

**Figure 3.11. Peace and Order and Public Safety Index Crime Solution Efficiency Rate (CSER) in La Union: 2019 versus 2016-2018**



Source of Data: La Union Provincial Police Office (LUPPO)

**PEACE AND ORDER: Working Towards a Drug-Free Province**

Also, the Province continued to support the present administration’s nationwide campaign against illegal drugs. With the implementation of Project Tokhang, a total of 190 house visitations were conducted (see Figure 3.12). There were also 245 anti-illegal drugs operations conducted resulting in the arrest of 301 drug personalities, 29 of them are high value targets, and with one suspect who died during the operations while 19 new drug personalities surrendered.

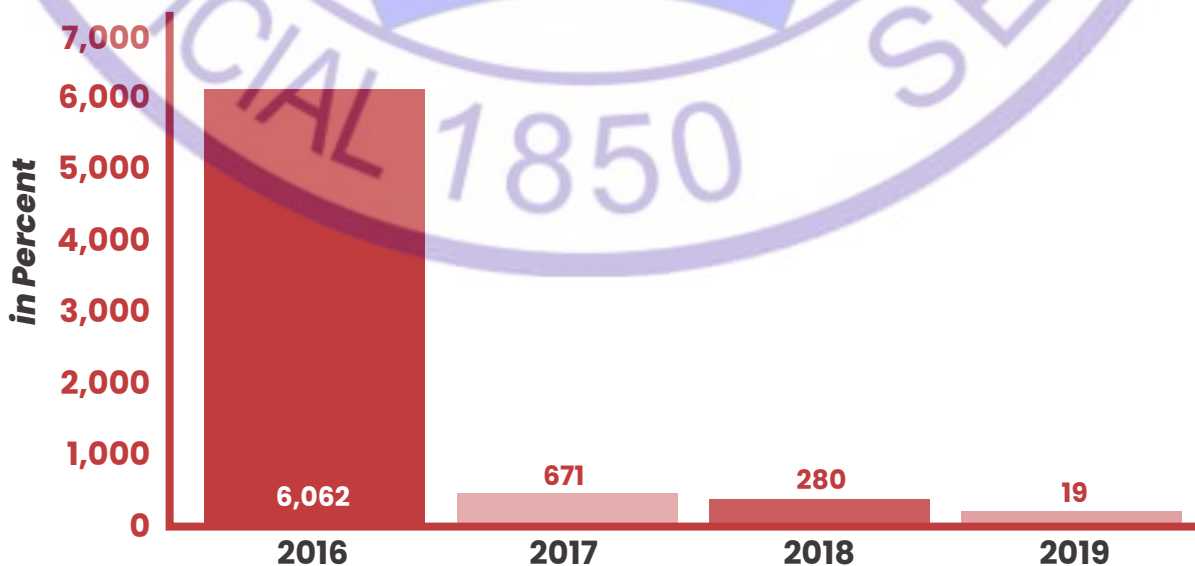
**Figure 3.12. No. of House Visitations Conducted in La Union: 2019 versus 2016-2018**



**Source of Data:** La Union Provincial Police Office (LUPPO)

There was also a significant decline in the number of drug surrenderees during the same period (see Figure 3.13). Further, PDEA and BADAC continued to conduct drug-clearing operations in 2019 (see Figure 14). A total of 221 grams of shabu and 482 grams of marijuana with Dangerous Drugs Board (DDB) value of P1,356,742.03 was confiscated in 2019.

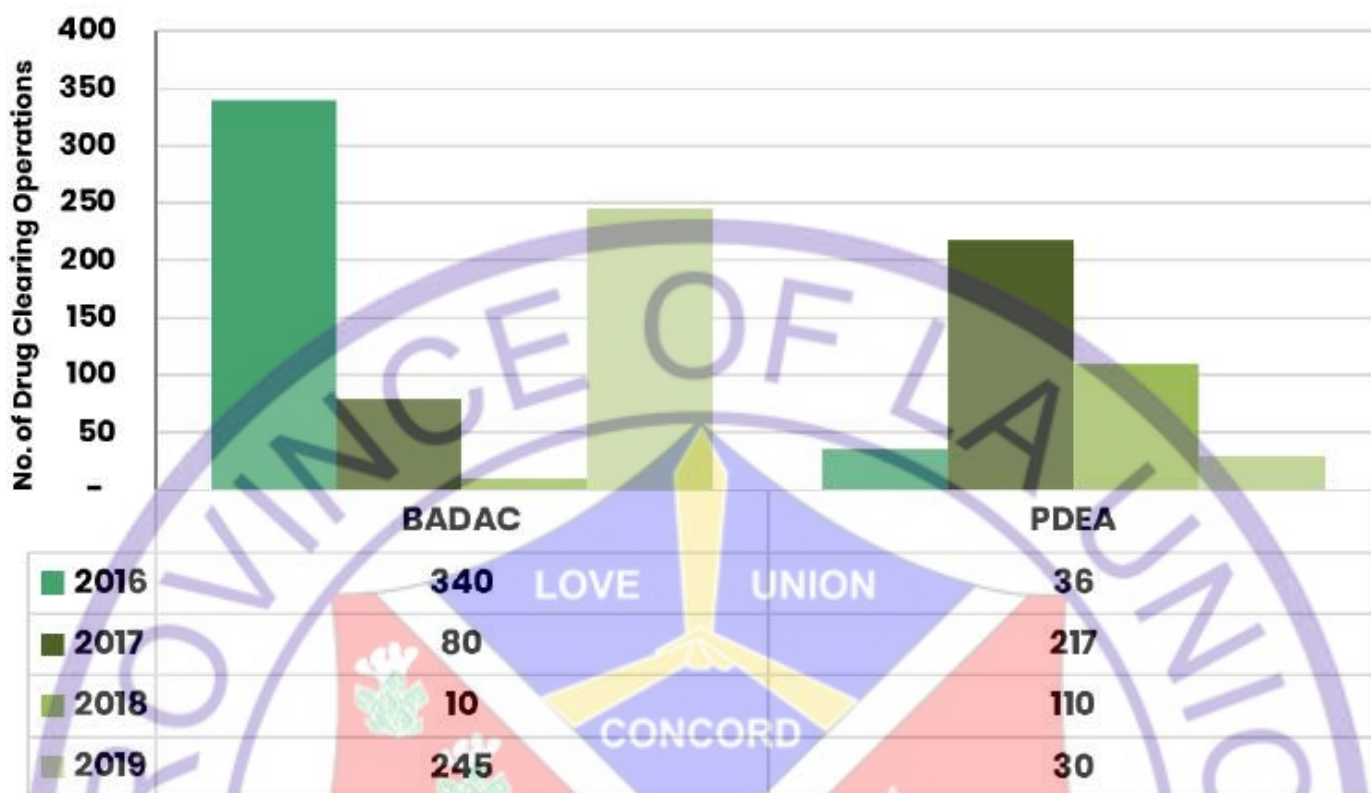
**Figure 3.13. Number of Drug Personalities Surrendered in La Union: 2019 versus 2016-2018**



**Source of Data:** La Union Provincial Police Office (LUPPO)



**Figure 3.14. No. of Drug Clearing Operations Conducted by BADAC and PDEA in La Union: 2019 versus 2016-2018**



**Source of Data:** *La Union Provincial Police Office (LUPPO) and PDEA Region 1*

A total of 394 barangays were already declared as drug-cleared barangays with 96 remaining barangays under validation for clearing activities.

On Barangay Anti-Drug Abuse Council (BADAC) functionality, 91 percent or 525 BADACs out of the 576 barangays in the province were categorized as high. The remaining 9 percent or 51 barangays were categorized as moderate.

As of CY 2019, 5,726 out of 6,968 drug surrenderees or 82 percent of them graduated in the various Recovery and Wellness Programs facilitated by the different LGUs, province-wide. Livelihood assistance was also provided while religious activities and health and wellness programs were conducted for the renewal and reformation of drug surrenderees and inmates in the La Union Provincial Jail.

**PEACE AND ORDER: Model for Peace and Order and Anti-Drug Abuse Initiatives**

During the year in review, PGLU was among the 12 out of 81 provinces and 155 out of 1,715 LGUs who received the Gold Award during the 2nd Anti-Drug Abuse Council National Performance Award on December 2, 2019 at Century Park Hotel, Manila. La Union was rated with the highest functionality or ‘Ideal Functionality’ on six performance indicators. The achievement of this award could be attributed to the accomplishments of the Provincial Anti-Drug Abuse Council (PADAC) in the implementation of various programs and activities against illegal drugs as mentioned above.

The Provincial Peace and Order Council (PPOC) also garnered a total of 93.14% LGU compliance score for the 2018 Performance Audit based on the results of the Regional Audit Team assessment. Among the accomplishments of the council are as follows:

The Provincial Peace and Order Council (PPOC) also garnered a total of 93.14% LGU compliance score for the 2018 Performance Audit based on the results of the Regional Audit Team assessment. Among the accomplishments of the council are as follows:

- Orientation and Planning Workshop on the Formulation of the CY 2020-2022 Peace and Order and Public Safety (POPS) Plan, which was held on October 15, 2019 at Hotel Ariana, Paringao, Bauang, La Union. Technical assistance was provided to a total of 105 Local Peace and Order Councils (LPOCs)/Anti-Drug Abuse Councils (ADACs) Technical Working Group (TWGs) members of the 20 component LGUs.
- The La Union Provincial Task Force to End Local Communist Armed Conflict (PTF-ELCAC) and its clusters were created during the joint meeting of the Provincial Development Council (PDC), Provincial Peace and Order Council (PPOC), and La Union Anti-Drug Abuse Council (LUADAC) on November 26, 2019 at the Diego Silang Hall, City of San Fernando, La Union.
- The Enhanced Comprehensive Local Integration Program (E-CLIP) Committee in the Province awarded cash incentives to 12 Former Rebels (FRs). A total of P790,000.00 were given to them as livelihood, reintegration and immediate cash assistance during the Provincial Peace and Order Council (PPOC) meetings in 2019.

## **ENHANCED DISASTER RISK REDUCTION AND MANAGEMENT (PDRRMO)**

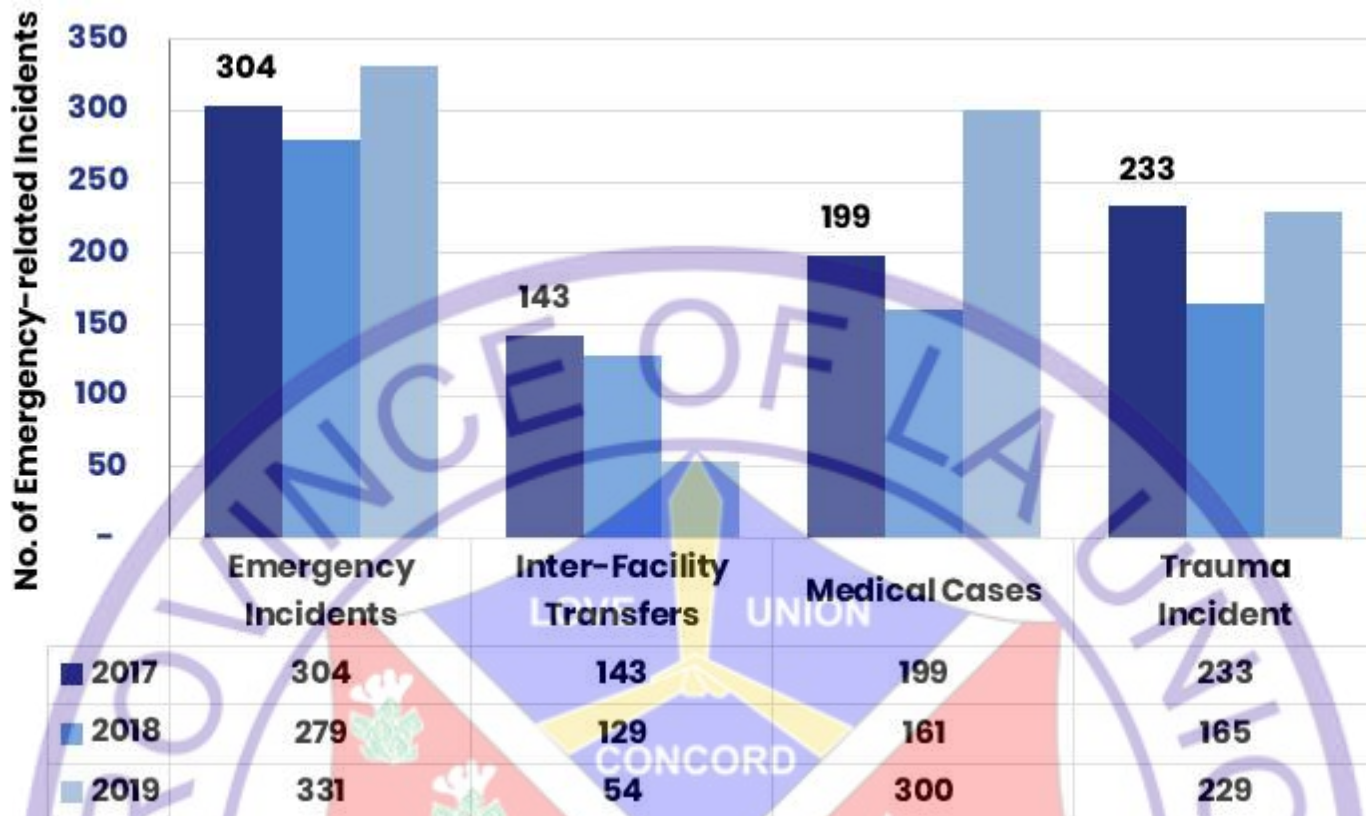
### **DISASTER MANAGEMENT: Responding to Emergency Related Incidents**

Through the application of the different policies, activities and strategies on Disaster Risk Reduction Management, the Provincial Government continuously strengthened the Province's resilience and reduction against any disasters, both natural and man-made.

In 2019, the LGUs were able to purchase their own unit of ambulance as a part of their activated Local DRRM EOCs to provide immediate response within their locality. The number of inter-facility transfers in the province declined from 143 in 2016 to 129 in 2017 to 54 in 2019 registering a downward trend (see Figure 3.15). Meanwhile, the number of emergency incidents, medical cases and trauma incidents increased during the year in review when compared to their preceding year's levels (see Figure 3.15). Vehicular Accidents remain to be the highest recurring emergency related incident in the Province.



**Figure 3.15. Number of Emergency-related Incidents by Type in La Union in La Union: 2019 versus 2017-2018**



**Source of Data:** Provincial Disaster Risk Reduction Management Office

**Note:** The Emergency Incidents and Inter-Facility Transfers are Major Classifications of an Emergency which can be either a Medical Case or Trauma Incident. Therefore, the Medical Cases and Trauma Incidents graphed is specifically collected from each Major Classifications.

**DISASTER MANAGEMENT: Crisis Response during Calamities**

During the year in review, the Province experienced 4 Typhoons and 2 Southwest Monsoon Rains affecting a total of 1,287 families in the City of San Fernando and Municipalities of Bauang, Caba, Ago, Burgos, Pugo, Bacnotan, and Luna. During the year in review the Province assisted 114 Families during the South West Monsoon Enhanced by “Ineng” on August 2019 and 946 Families during the height of the Southwest Monsoon on September 2019 which yields a total of 1,060 families assisted. Apparently, there were no casualties identified during the Recorded Typhoons as reflected on the table. As part of crisis response, the province distributed 400 Disaster relief packs of non-food items and 1,000 tents to be used in Evacuation Centers.

The Province provided Emergency Shelter Assistance to 20 and 2,080 constituents to ease the financial distress that they experience due to fire and typhoon Ompong, (See Table 3.11). Likewise, PGLU provided emergency relief goods (food and non-food) to 1,400 recipients. However, financial assistance was provided to 3,179 families/individuals with Php 22,201,500.00 from ABONO Partylist and 722 recipients for the Local Government Support Fund under Congresswoman Eriguel.

**Table 3.11. Cash Assistance Provided by Type in La Union: 2019**

<b>Particulars</b>	<b>Assistance Provided</b>	<b>Number of Beneficiaries</b>
Fire Victims	P262,000.00	20
Typhoon Victims	P4,169,000.00	2,082
Aid to Individual in Crisis	P22,201,500.00	3,179
Medical	P1,221,000.00	526
Burial Assistance	P401,000.00	135
Educational Assistance	P300,000.00	60
Food Subsidy	P5,000.00	1

**Source of Data:** Provincial Social Welfare and Development Office

### **DISASTER MANAGEMENT: Equipping the Emergency Responders**

A total of 838 Medical First Responder individuals were trained while 691 individuals graduated from First Aid and Basic Life Support Training. These training were conducted in the Municipalities of Luna, Sudipen, Santol, San Gabriel, Bagulin, District Hospitals of Caba and Naguilian and schools such as Don Mariano Marcos Memorial State University-Mid-La Union Campus (DMMMSU-MLUC) and Union Christian College (UCC).

The Province also conducted First Aid and Basic Life Support Training (FABLS) in some of the Tourism establishments in San Juan, namely Kahuna, Flotsam & Jetsam, Charlies Hangar, Final Option and Isla Bonita.

Ambulance Operations Training was also administered in Agoon and Bacnotan wherein 67 individuals graduated from said training. Also, 691 individuals from Sudipen, Caba and Naguilian were trained from High Angle Search and Rescue Training.

In the conduct of the 30th SEA Games, PGLU conducted an Incident Command System Executive Training Course for the members of the Response Cluster that will be deployed in the Surfing Competition Area in San Juan, La Union.

The Province also purchased one Crawl Excavator with Hydraulic Breaker, which will be used in case of landslides or soil erosions. Rescue Tools such as Rescue Axes, Fire Extinguishers, Rescue ropes with accessories, flood lights, hard hats, Rescue Flashlights, First Aid Kits and Power Tools (Chainsaw, High Performance blowers, ladders, Cordless Pole Pruners and Compact High Pressure Cleaners) were also purchased and distributed to the LGUs identified to be of High Risk Hazard and has limited DRR Funds.

## **MAINTAINED ECOLOGICAL INTEGRITY**

### **ENVIRONMENT: Mitigating Climate Change through Expanded Forest Cover**

In 2019, PGLU in collaboration with its component LGUs, the National Government Agencies in La Union and various stakeholders strengthened the La Union Greening Program. The implementation of the Enhanced National Greening Program of the Department of Environment and Natural Resources (DENR) and several LGU-led forest resource



management programs served as a climate change mitigation strategy of the Province. A total of 164, 448 seedlings of different species of forest trees, fruit-bearing trees and mangroves were planted in all its component LGUs during the year in review. This was lower than the number of seedlings planted in 2016, 2017 and 2018 with 399,971 seedlings, 1,478,382 seedlings and 258,559 seedlings planted, respectively.

**TABLE 3.12. SUMMARY OF SEEDLINGS PLANTED FROM 2016–2019**

Forest Resource Management Program	Total Seedlings Planted			
	2016	2017	2018	2019
National Greening Program of PENRO	350,069	1,338,768	143,000	45,200
PGLU Greening Program	28, 867	95,550	66,279	90,302
Component LGUs FRM Projects	21,035	44,064	49,280	28,946
<b>TOTAL</b>	<b>399,971</b>	<b>1,478,382</b>	<b>258,559</b>	<b>164,448</b>

**Source of Data:** Environment and Natural Services Unit (ENRU)

The Pias Provincial Nursery contains 15,214 forest trees and 29,838 fruit trees seedlings or a total of 45,052 seedlings, higher by 44.00 percent than its level last year. The increase was a result of the **Sukat Bukel Project** of the Province. This was launched as an intervention that promotes seed conservation in support to nursery management. In addition, PGLU continued to implement the Integrated Social Forestry, and Tree Surgery in 2019. The Province also implemented the **Palit Basura sa Bigas Program**, which is an incentivized waste diversion that reduces the volume of waste disposed in the landfill.

These abovementioned tree planting activities, will help mitigate the effects of climate change through carbon sequestration (carbon sink). According to study, a tree can absorb as much as 48 pounds (21.77kgs) of carbon dioxide per year and can sequester 1 ton of carbon dioxide by the time it reaches 40 years old. Likewise, it will serve as buffer against strong winds, aesthetic value, minimize soil erosion, and the like.

### **ENVIRONMENT: Planning, Investing and Advocating for Improved Solid Waste Disposal**

The 10-year Integrated Solid Waste Management (SWM) Plan of the Province was made to streamline the SWM Plans of its component LGUs. To date, 100.00 percent of our component LGUs have approved SWMP, which has the most number of approved 10-Year Solid Waste Management Plan in Region I.

As part of the compliance to RA 9003 otherwise known as the Ecological Solid Waste Management Act of 2000, PGLU continued to monitor the waste disposal facilities in La Union during the year in review. As of CY 2019, 46.00 percent of the component LGUs has their respective sanitary landfill facility (Rosario, Agoo, Naguilian, Bauang, City of San Fernando, Bacnotan, Bangar, Santol, San Gabriel, Balaoan, Sudipen and Luna (see Figure 3.16). On the other hand, 12.00 percent of the LGUs have Residual Containment Area while 23.00 percent have on-going construction of SLF (Aringay, Pugo, Sto. Tomas, Caba, San Juan and Tubao). The remaining 19.00 percent entered into a memorandum of agreement with adjacent LGUs for them to be allowed to dump their wastes in the partner LGU's site.

**Figure 3.16. Status of Waste Disposal Facilities in La Union: 2019**



**Source of Data:** Environment and Natural Services Unit (ENRU)

In terms of information and education drive, two signages were installed in San Juan as part of tourism and environmental awareness promotion on proper solid waste management.

As of 2019, all component LGUs have installed their respective material recovery facilities (MRF). The municipalities of Bacnotan recorded the most number of MRFs established at 126 (See Table 14). Out of the 567 barangays, 89.00 percent or 503 barangays were compliant in the establishment of their own MRFs. However, most of the MRFs were not sustained and supervised as per monitoring of the Environment and Natural Resources Unit (ENRU). In addition, PGLU continued to manage 10 Material Recovery Facilities located in strategic areas. This is in compliance to RA 9003 or the Ecological Solid Waste Management Act of 2000; RA 6969 or the Toxic Substances and Hazardous and Nuclear Wastes Control Act of 190 and RA 9275 or the Philippine Clean Water Act of 2004.

As reported, all component LGUs have established their own waste collection system. The PGLU provided financial assistance to Brgy. Urbiztondo, San Juan and Brgy. Canaoady, City of San Fernando for the purchase of their garbage trucks.

By virtue of Presidential Proclamation No. 760, January was declared as National Zero Waste Month. Hence, with the advocacy to promote the elimination of waste materials in the province, the Provincial Government conducted the **“PAGNA PAGNA ITI BASURA”** fun Walk on January 26, 2019. Various information, education, communication (IEC) were also conducted through different platforms and publication to local newspapers for the public to be informed about RA 9003.

To strengthen and empower the Barangay Ecological Solid Waste Management Committees (BESWMCs) in the Province of La Union, a community-based program called “Oplan Dalus” was also launched. This community empowerment and mobilization program is a simultaneous clean-up drive of coastal areas, drainage, esteros, bodies of water, and road sides. The objectives of this program are (1) to mobilize indigent sector of the society in transforming and keeping their communities clean and green place to live; (2) to promote a venue for the people’s participation in social and environmental



management efforts; (3) to provide temporary employment to indigents while participating in the clean-up drive; (3) to institutionalize the regular community clean-up activities and provide incentives to the participants; and (4) to create an environment where citizens are healthy, fulfilled, and living in harmony with one another

Through the Provincial Solid Waste Management Board Resolution No. 02 s. 2019 “Adopting the techno-preneurship project of Saint Louis College (SLC) National Training Program (NSTP) called “BIDA” or “Bayong para sa Isang Dakilang Adhikain”, a compartmentalized eco-friendly market bag in support to the Provincial Ordinance No. 058-2014 or “Plastic Bag Regulation Ordinance” was also issued to all component LGUs. The project is now on the process of escalating it to a livelihood program among the barangay residents.

With these initiatives, the Provincial Government of La Union champions on environmental initiatives during the 4th Ecological Solid Waste Management Summit of the DENR wherein the province received a plaque of recognition for the approval of the 10-year Solid Waste Management Plan and certificate of appreciation for sharing best practices on solid waste management of the Province of La Union.

### **ENVIRONMENT: Protecting Marine and Coastal Ecosystems from Pollution**

In 2019, the recorded monthly fecal coliform levels of all stations except for Pagudpud in the City of San Fernando which are within the DENR Water Quality Guidelines wherein the highest level was recorded at 566 MPN/100ml up to maximum 200ml. However, exceedances of fecal coliform levels were observed in the months of April, May, June, August and September. The same was observed in the months of May, July, and October in the Philippine Coast Guard Beach in the municipality of Luna.

To address the worsening problem on water quality, series of consultation meetings with the component LGUs were conducted to assist them technically and financially in fecal sludge management through the establishment of wastewater treatment facilities. A policy analysis is being conducted in consideration of requiring (1) large establishments to have their own waste water treatment facility, and (2) all households to convert their septic tanks from bottomless to seal. This is part of the environmental initiative of the Province to ensure effective and innovative management of the environment towards enhancing tourism potential of the province, and address environmental concerns through the implementation of policies, interventions and programs.

Information drives were also conducted in the City of San Fernando, and the municipalities of Bauang, San Juan and Luna. Likewise, water quality monitoring equipment will be purchased to equip the Province with resources and technical capabilities for effective and efficient water quality management and monitoring.

The Province has also established and locally managed 15 Marine Protected Areas (MPAs) with a total area of 11,025 hectares located within its seven coastal LGUs (see Table 15). In 2019, the “Bacnotan-Balaoan-San Juan (BaBASan) LU MPA Network” project was implemented. This project aimed to strengthen their MPAs and other conservation areas through best practice sharing on facilitating conflict resolution between MPAs, enforcement of marine laws and policies as well as knowledge sharing in the continuous maintenance of the MPAs in the province.

In 2019, the Province in partnership with LGU San Juan established one (1) mangrove nursery at Talogtog San Juan. The establishment of mangrove nursery is in line with the province efforts to rehabilitate the coastal and mangrove ecosystems. In addition,

a total of 59 hectares (7.0-ha mangrove and 52.0-ha beach type forest) are being developed for plantations at Barangays Parian Oeste, Pudoc, Payocpoc Norte Oeste and Payocpoc Sur, Bauang, La Union in partnership with the Department of Environment and Natural Resources. This project aims to enhance the development of forest plantations and encourage the participation of local government units, communities and other stakeholders in sustainable management of developed plantations.

Mangroves forest plays many important roles both environmentally and economically. Primarily, mangroves are considered as one of the most productive and fertile ecosystem in the world because inhabitants particularly living on coastal communities have live, fished and hunted in mangrove forests. It also serves as shelter belt because they can cushion the impact of winds and provide protection against tidal waves and soil erosion.

### **ENVIRONMENT: Environmental Monitoring to Prevent Air Pollution**

In partnership with the Department of Environment and Natural Resources – Environmental Management Bureau (DENR-EMB) Region 1 and other stakeholders, air quality monitoring is being undertaken in the province.

As per air quality monitoring data of EMB, in comparison from CY 2016 to CY 2019, the annual geometric mean values for Ozone, Carbon Dioxide, Particulate Matter 10 and Particulate Matter 2.5 observed a decreasing trend while Sulfur Dioxide and Nitrogen Dioxide showed slight increase. However, the overall pollutant concentration for CY 2016 to CY 2019 are all within the NAAAQGV and met the long-term guideline values. It is noted that the overall Ambient Air Quality of the City of San Fernando is within GOOD Air Quality Index.

### **ENVIRONMENT: Recognizing Eco-Friendly Local Government Units**

The Province sustained the annual search for the cleanest, safest and greenest LGU in province during the year in review. All component LGUs were validated for their general cleanliness, urban greening and support systems under the environmental and sanitation management, and their public safety and peace and order.

Provided in Table 3.13 are the winners of the Search in 2018. The conferment of awards was done in June 28, 2019 as part of the Environmental Awareness Month Celebration. All prizes were worth of environmental management projects, and were obtained from the 20.00 percent development fund under environmental management.



**Figure 3.13. Status of Waste Disposal Facilities in La Union: 2019**

Place	LGU	Amount of Prize (P)	Project
CATEGORY A- 1ST to 3RD Class Municipalities			
1st	Naguilian	1,500,000.00	Purchase of Garbage Truck
2nd	Agoo	1,000,000.00	Purchase of Garbage Truck
3rd	Balaoan	750,000.00	Purchase of Garbage Truck
CATEGORY B- 4th to 5th Class Municipalities			
1st	Caba	1,000,000.00	Reforestation/Urban Greening of the SWM Facility
2nd	Santol	750,000.00	Construction of Perimeter Fence of SLF
3rd	Sudipen	500,000.00	Construction of Perimeter Fence of SLF
MUNICIPAL BODIES OF WATER			
1st	Pugo	1,000,000.00	Purchase of Garbage Truck and Multi-Purpose Vehicle
2nd	Bauang	750,000.00	Purchase of Garbage Truck and Grass cutters
3rd	Balaoan	500,000.00	Purchase of Garbage Truck

**Source of Data:** Environment and Natural Services Unit (ENRU)



PROVINCE OF LA UNION  
OFFICIAL SEAL 1850

LOVE UNION  
CONCORD







## **ORGANIZATIONAL ACCOUNTABILITY SECTOR**

In 2019, the Organizational Accountability and Governance Sector continued to focus more on internal development. Programs, projects and activities were advanced through stricter conformity to national laws and relevant rules and regulations while maximizing the potentials of technological advancements and modern facilities to be more responsive and prompt in serving the people.

The Sector assured more holistic development as the participation and involvement of stakeholders from different sectors was concretized through partnerships and linkages established in different local special bodies, councils and committees.

Notably, with improved systems and procedures, more aligned development plans, and more empowered citizens, the year in review presented a robust interplay of initiatives that produced strategic outputs contributory to the province’s Vision. Coupled with strong internal operations of concerned offices, the sector achieved integrated governance systems, sound and responsive policy and planning environment, moving towards adequate and competent organizational structure, realized efficient organizational security, logistical and infrastructure support, and increased public participation and satisfaction.

## INTEGRATED GOVERNANCE SYSTEMS

### GOVERNANCE: Gearing Towards Improved Good Local Governance

As SGLG requirements become more stringent every year, it is expected that the number of LGU-passers may decline. However, in the case of La Union, the number of SGLG awardees increased from 9 in 2018 to 13 in 2019 (see Table 4.1). This is a testament of the desire of the Provincial Government and component Local Government Units (LGUs) to step up their performance and innovate to improve public service delivery.

In 2019, the Province focused on assisting its component LGUs in their feat to garner the SGLG Award. The Provincial Government supported the municipal roll-outs spearheaded by the Department of the Interior and Local Government (DILG).

**Table 4.1. SGLG Passers in La Union: CY 2016–2019**

2016	2017	2018	2019
Province of La Union	Province of La Union	Province of La Union	City of San Fernando
Agoo	Bacnotan	City of San Fernando	Agoo
Burgos	Bangar	Agoo	Aringay
Rosario	Bauang	Aringay	Balaoan
San Gabriel	Burgos	Balaoan	Bangar
Tubao	Caba	Caba	Burgos
	Pugo	Rosario	Caba
	San Gabriel	San Gabriel	Naguilian
	Sto Tomas	Santo Tomas	Pugo
	Tubao		Rosario
			San Juan
			Santo Tomas
			Tubao

**Source of Data:** Department of Interior and Local Government (DILG)



## **GOVERNANCE: Streamlined and Documented Systems**

During the year in review the frontline service providers of the Provincial Government updated their Citizens Charter to ensure the delivery of prompt and responsive services to its clients while also taking into consideration the contribution of different innovations in technology and processes. In 2019, 100.00 percent of all the departments have already an updated Citizens Charter.

Further, the procedures of 31 PGLU offices and five District Hospitals continued to be covered by ISO. It is noteworthy that with standardized procedures, bureaucratic red tape is prevented and services are rendered promptly and efficiently.

The Provincial Government's Offices and District Hospitals were once again successful in their bid for ISO Certification during the year in review. Key ISO officers and selected employees of different offices continued to take part in the ISO activities such as audits and risk assessments to regularly ensure adherence and compliance to enrolled procedures and systems. Key personnel also attended Records Management Seminar and participated in the Surveillance Audit to ensure that they are better equipped about ISO-related processes and activities. Assigned Internal Auditors of Offices conducted regular audits with their partner Offices to see to it that they are prepared for upcoming ISO activities or undertakings.

## **GOVERNANCE: Measuring Performance for Breakthrough Results**

The second term of Governor Ortega successfully started with the continued adoption of the PGS by the Provincial Government. The Medium-Term Strategy was formulated with focus on Sustainable Tourism from 2019 to 2022. Offices refined their strategic priorities for 2019, and as a result, the employees became more active, engaged, and involved in the attainment of their respective Office Wildly important Goals (WIG).

During the year in review strategic duties and functions were included in the Individual, Unit, and Office Accomplishment Reports of employees, units, and departments of the PGLU, respectively. With the updated SPMS Guidelines taking into consideration the strategic contributions of all offices, discipline is ingrained in each employee of the Provincial Government. Most importantly, the value of teamwork is instilled as all work hand-in-hand for the attainment of the Vision.

In 2019, 100.00 percent of the Offices of the Provincial Government have at least "Very Satisfactory" rating, which is the same level as last year. Likewise, 99.39% percent of the Units and individual employees have at least "Very Satisfactory" rating. This figure is higher/lower than the preceding year's level at 99.90 percent.

Regular monitoring of strategic initiatives was also ensured through the conduct of Strategy Refresh and Strategy Review Sessions. Through such activities, the execution of commitments anchored on the Wildly Important Goals (WIG) of offices were systematically assessed while hindering and facilitating factors affecting individual and organizational contributions were properly addressed and dealt with. Moreover, the private and public sector, represented by the Senior Transformational Leadership Team (STLT) and the Multi-Sectoral Governance Council (MSGC), are also involved in the formulation and evaluation of the Province's strategy.

With the province efforts to in accounting performance for breakthrough results, the Provincial Government bagged the Silver Trailblazer Award as it was conferred to the

PGS Proficiency Stage during the year in review. It is a resounding success that the people believe in the Vision of the Province and that they have been empowered to contribute and to act for its realization. All stakeholders are now working as a team to make La Union the Heart of Agri-tourism in Northern Luzon by 2025.

### **GOVERNANCE: Transparency and Accountability in the Provincial Government**

The Provincial Government complied with policies and regulations laid down by the national government on the procurement process for goods and services. For the year in review, 1,434 procurement activities were undertaken, which included small value procurement, direct and emergency purchases. The Province takes pride in fully complying with the Full Disclosure on Bids and Public Offering Reports, Procurement Monitoring Reports, and Agency Procurement Compliance and Performance Reports. Such documents were regularly submitted at the ePortal of the DILG and through Electronic Government Procurement Policy Board (eGPPB). The Provincial Government's Agency Procurement Compliance and Performance Indicator also improved from 1.95 in 2016 to 2.68 in 2019.

In addition, internal controls of Offices have also been assessed. The Province conducted the Baseline Assessment of Internal Control Systems (BAICS) in road-related offices such as the Offices of the Provincial Agriculturist, Provincial Assessor, and Provincial General Services Officer.

Recognizing the national government's supervision of the operations of LGUs, the Provincial Government adheres to the directives of concerned agencies as part of its continuing efforts to render more transparent and accountable services to its constituents.

### **GOVERNANCE: Capitalizing on Technology to Accelerate Processes**

In 2019, the following Information Systems were deployed in key offices of the Province. These include PGLU Careers, iTRack, Detainees Information System, and Visitors Information System. These systems simplify gathering, organization, and treatment or processing of data from offices and important clientele or customers of the province.

Further, driven by the desire to provide more accurate information for report-generation and analysis, which will redound to improved operations and better services, the following Information Systems were developed and are presently being polished before deployment: Stakeholders Information System, ELYUNITE Feedback Information System, and Integrated Financial Management Information System.

## **SOUND AND RESPONSIVE POLICY AND PLANNING ENVIRONMENT**

### **PLANNING AND POLICY DEVELOPMENT: Aligned Development Plans**

During the year in review, 19 out of 20 component LGUs have updated and DRR+CCA Mainstreamed Comprehensive Land Used Plans (CLUPs). This could be attributed to the more proactive assistance of the Provincial Government to the component Local Government Units.

With the strong partnership of the executive and legislative department, the Provincial Government was also able to improve the development of the Executive-Legislative Agenda during the workshop on October 23-25, 2019 at CAP, Camp John Hay, Baguio City. Sectoral Frameworks, Scorecards, Priority Programs and Legislations were developed and



identified during the workshop. The output will be used for the updating of the Provincial Development and Physical Framework Plan (PDPFP) and as basis in the formulation of the Annual Investment Plan (AIP) for the succeeding years.

### **PLANNING AND POLICY DEVELOPMENT: Supportive Policy Environment**

During the year in review, the Provincial Government was able to issued 42 executive ordinances in compliance to national circulars and to support measures being implement the Province towards the attainment of its vision. This is higher compared to the 28 executive order issued in 2018.

In the case of legislative measures, the Sangguniang Panlalawigan Office contributed a significant number of policies necessary for the faithful implementation of national laws, rules and regulations and also of local policies and endeavor, especially the Agri-Tourism strategy of the Provincial Government. For 2019, 1,015 resolutions were drafted or approved, registering a 253.75 percent accomplishment from the 400 target for the year in review. On the other hand, 41 ordinances were drafted or approved, higher by 105.00 percent than its 2019 target of 20 ordinances. For the case of appropriation ordinances, only 12 ordinances were enacted, slightly lower than its 2019 target of 14 ordinances enacted.


To further strengthen the province's policy environment, the Provincial Government took a conscious effort to communicate and disseminate local policies to communities and constituents through the translation of Ordinances in the Iloco language. Such initiative widens the reach or coverage of our policies and facilitates understanding of our legislative measures.

The Province also launched the La Union Legisla-TOUR, a quarterly visit to our local agri-tourism sites, which serves as familiarization and promotional activity of local destinations. Reports on the present state of the province's tourist destinations, and recommendations for their sustainable operations and resource management serve as basis for policy and decision-making. In 2019, 13 out of the targeted 10 Agri-Tourism sites were visited by provincial legislators and personnel of the Provincial Government.

### **PLANNING AND POLICY DEVELOPMENT: Provision of Legal Assistance**

In 2019, 294 clients were provided with legal assistance by the Provincial Government, higher by 22.50 percent than its 2019 target of 240 clients served (see Figure 4.1). However, this figure was lower than its previous year's level of 650 clients served. Clients served cover component LGUs assisted in legal cases.

**Figure 4.1. Number of Clients provided with Legal Assistance by the Provincial Government of La Union: 2019 versus 2016–2018 and 2019 Target**



**Source of Data:** Provincial Legal Office (PLO)

The Province’s services were not only limited to legal representation. In the performance of its oversight functions, the Province also reviewed municipal Ordinances and Resolutions. For 2016, only 26 Municipal Ordinances and Resolutions were reviewed, 269 in 2017, 324 in 2018 which posted the highest data since 2016 while in 2019, a total of 215 were reviewed or a decrease of 109 or a 3% decline from that of the 2018 performance.

**Figure 4.2 Number of Municipal Ordinances and Resolutions Reviewed, CY 2016 - 2019**



**Source of Data:** Provincial Legal Office (PLO)



## ADEQUATE AND COMPETENT ORGANIZATIONAL STRUCTURE

### ORGANIZATIONAL DEVELOPMENT: Compliance with Civil Service Commission Rules and Regulations

Complying with the Constitutional mandate that “Public office is a public trust,” the Provincial Government seriously enforces rules and regulations on professionalism and attitude towards work. In 2019, a seemingly considerable number of employees, 21 out of the 29 administrative cases (2019 target) were handled for habitual tardiness. This manifested the Province’s earnest desire and commitment to improve the delivery of services to the public by ensuring first that employees report to work on time so as not to compromise the resources of both the government and the people, and to promptly respond to the needs of the constituents.

The Provincial Government takes into account said data positively as it viewed as a remedial measure to prevent more serious offenses or violations of employees. It is regarded as a form of organizational discipline and human resource management as employees are taught to deal with work seriously and treat the duties and responsibilities mandated from them as solemn oath needed to be carried out; otherwise, sanctions or penalties will be imposed.

### ORGANIZATIONAL DEVELOPMENT: Capacitating Employee with Appropriate Skills and Knowledge

Capitalizing on vast learning opportunities to continuously hone its workforce capability, the Provincial Government of La Union implemented capacity development program as required under Section 7b, Rule VIII of the Omnibus Rules Implementing Book V of Executive Order No. 292. In CY 2019, 32 out of 41 or 78% of the planned capacity development interventions were conducted and provided to employees. These programs are classified as follows:

**Table 4.2. Summary of Staff Development Programs in 2019**

Training / Development Program	No. of Employees Capacitated
1. Induction Program	275
2. Orientation Program	275
3. Professional/Technical/Scientific Program	472
4. Employee Development Program	65
5. Middle Management Development Program	27
6. Value Development Program	850
7. Pre-Retirement Program	26
8. Executive Development Program	23

The planned learning and development programs were based on the assessment of employee competencies vis-à-vis job performance in the preceding year. Identified training programs were intended to enhance the strategy implementation as well as improve the operational processes and key results in each work unit.

## EFFICIENT ORGANIZATIONAL SECURITY, LOGISTICAL AND INFRASTRUCTURE SUPPORT

### ORGANIZATIONAL SUPPORT: Conducive Working Environment

The Provincial Government of La Union recognizes the importance of a conducive environment or workplace for both employees and the transacting public. In 2019, 100.00 percent or a total of 78 areas such as buildings, halls, lobbies, grounds and parks, and other spaces or areas were collectively cleaned, sanitized, and beautified. Regular waste disposal was done to prevent the spread of diseases. Electrical and plumbing systems were regularly maintained to ensure the availability of energy and water for the different offices of the Provincial Government. Safety equipment such as fire extinguishers were also inspected and maintained to safeguard the employees and clients and prevent impending disaster or fire-related accidents.

During the year in review, 5 offices were upgraded. The La Union Peace, Order & Safety Emergency Operation Center located at Barangay Sevilla was also constructed while the LUPAC Building was rehabilitated during the year in review.

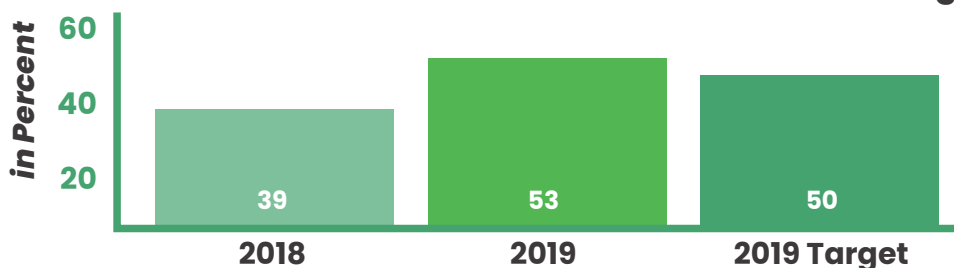
### ORGANIZATIONAL SUPPORT: Timely Provision of Logistical Requirements

In the same way, the Province also guaranteed the provision of services for the comfort and convenience of its employees and clients. Daily shuttle services from the Mabanag Hall were provided to transport employees in the morning, lunch time, and in the afternoon; while hourly shuttle services were made available to the transacting public. Transportation services within and outside the province were also rendered to other offices and requesting agencies. Relatedly, regular vehicle check-up and maintenance of machine and engine body parts were also done to avoid accidents and road mishaps.

On office operations, the Provincial Government's continuing connectivity projects and wireless innovations provided internet connection to all offices within the Capitol Building and offsite, and all district hospitals. Fiber connections were provided with 10 mbps capacity per device. In 2019, about 589 units were already connected. This means that 100.00 percent of the Offices have standard broadband connection in 2019, higher than the 86.00 percent target for the year, and doubled the 2018 accomplishment of 50.00 percent.

In addition, existing information systems, server and network infrastructure, and hardware and software of offices, were all maintained and regularly monitored for possible technical glitches and inefficiencies. During the year in review, 53.00 percent or 113 additional IT hardware requirements were upgraded. This figure is 3.00 percent higher than the 50.00 target for 2019 (see Figure 4.3).

**Figure 4.3. Percentage of IT Hardware Requirement Upgraded in the Provincial Government of La Union: 2019 versus 2018 and 2019 Target**



**Source of Data:** Information and Communication Technology Unit (ICTU)



## INCREASED PUBLIC PARTICIPATION

### PUBLIC PARTICIPATION: Good Overall Citizen Satisfaction

With a more responsive feedback mechanism institutionalized to address the needs and concerns of clients, the Province recorded a 96.25 percent satisfaction rating in 2019, higher than its level last year at 90.54 percent. This entails an improved delivery of services by the Provincial Government. However, the number of citizen’s complaints increased from 10 complaints in 2018 to 31 complaints in 2019. In response thereto, the Province addressed said complaints recording a 95.5% customer complaints resolution rate during the year in review.

### PUBLIC PARTICIPATION: Enhanced Public Access to Information

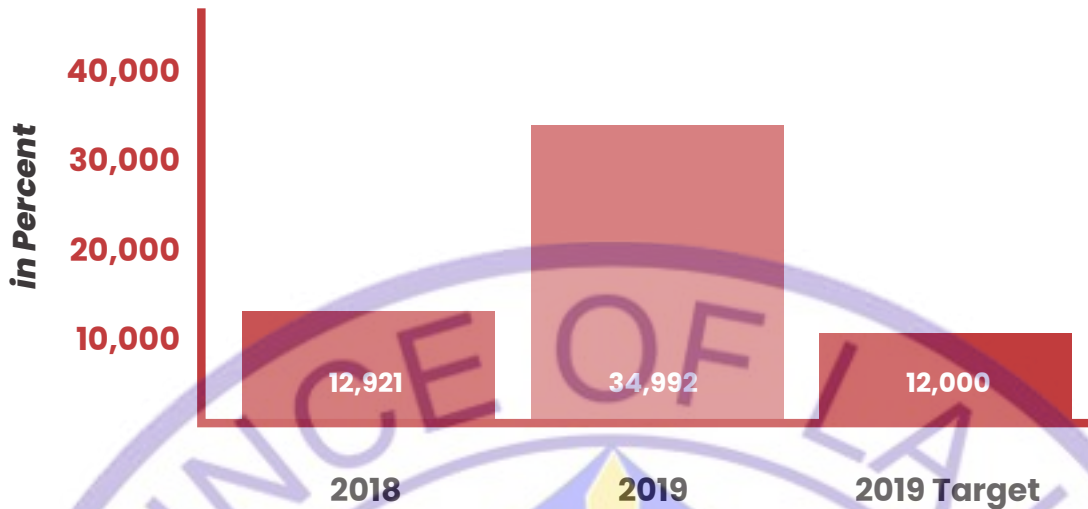
Recognizing the importance of participatory governance and acknowledging the contributions of component LGUs and the public in policy and decision-making, the Provincial Government made sure that important information and updates on current situations and crucial developments in the province are shared and known by a greater audience. Aside from the usual print and broadcast media, social media platforms were also utilized to reach more constituents faster but at a minimal costs. Nine out of the 20 component LGUs already have updated websites (Figure 4.4). Considering the topography of the province, with some component LGUs in the upland areas, the challenge of connectivity continues to be hurdled. The Provincial Government, however, remains hopeful to provide connectivity to all component LGUs for faster sharing of data and collaboration efforts.

**Figure 4.4. Percentage of LGUs with Updated Websites, 2018 Accomplishment versus 2019 Actual Accomplishment and 2019 Target**



**Source of Data:** Information and Communication Technology Unit (ICTU)

**Figure 4.5. Number of Visitors in Official Website, 2018 Accomplishment versus 2019 Actual Accomplishment and 2019 Target**



**Source of Data:** *Information and Communication Technology Unit (ICTU)*

As can be gleaned in Figure 4.5, the Province registered a total of 34,992 visitors in its Official Website, higher than the 2018 figure at 12,921 visitors and 12,000 target for the year in review. This means that more people are relying on social media for their information needs. As such, it is essential that public information services are also enhanced to ensure the dissemination of accurate information on activities, situations, news, updates and other relevant and related undertakings of the Provincial Government and its component LGUs.

In 2019, 1589 social media posts were posted for the information of the public. Some of these were the important activities or events sponsored or co-sponsored by the Provincial Government, notable services made available to the public or to specific sectors of the community, public service announcements such as class or work suspensions, and other information or updates on the accomplishments of the Province. The followers of the Provincial Page increased from 103,786 in 2018 to 127,114 by the end of 2019, with 106,675 likes in 2019 which also increased from 102,675 in 2018.

**PUBLIC PARTICIPATION: Participatory Planning and Development Process**

In partnership with the Department of the Interior and Local Government, the Provincial Government of La Union conducted a Civil Society Organizations (CSOs) Conference on August 15, 2019 to make the CSOs, Non-Government Organizations (NGOs) and Peoples Organizations (POs) more aware of their vital role in local planning and other development processes. Through said activity, stakeholders from different sectors were enjoined to be involved in formulating policies and decisions that will benefit local communities in the province.

By the end of 2019, 51 CSOs/NGOs/POs were already accredited by the Sangguniang Panlalawigan of La Union. This signifies a relatively good representation of the stakeholders from the different sectors of the society and their respective interests and areas of concern. There is an 18% increase in the number of accredited CSOs compared to the Governor’s First Term (2016–2019) which only had a total of 43 CSOs accredited.



Further, local special bodies, councils/committees mandated by Republic Act No. 7160, otherwise known as the Local Government Code of 1991, and other relevant laws, were already organized or reorganized. These include Provincial Development Council, Provincial School Board, Provincial Peace and Order Council, La Union Anti-Drug Abuse Council, Tourism Council, Council of the Five Pillars of the Criminal Justice System, Provincial Price Coordinating Council, Small and Medium Enterprise Development Council, Executive and Legislative Advisory Council, Provincial Council for the Culture and the Arts, Crises Management Committee, Provincial Statistics Committee, GAD Focal Point System, La Union Road Management Team and TWG, Provincial Census Coordinating Board, Provincial Task Force to End Local Communist Armed Conflict of La Union, and the La Union Council for Language and Culture.

As advocates of participatory governance, the Provincial Government recognizes the distinct role of different organizations in complementing its efforts and initiatives for local growth and development. With inputs from these external partners, the Provincial Government reaches more people, understands their plight and needs better, and acts more responsively and responsibly for the welfare of the constituents.







PROVINCE OF LA  
UNION  
LOVE UNION  
CONCORD  
1850



LA UNION





## **MOVING FORWARD**

In 2019, the Province of La Union made significant advancements towards the attainment of its vision, to become the Heart of Agri-Tourism in Northern Luzon by 2025, evident in its various sectoral accomplishments. True to its mission, to become the catalyst for sustainable inclusive development, the Province was able to spark positive change not only within the Provincial Government, but among its Component LGUs as well.



Fast forward to 2020, the world was shaken by the CoViD-19 Health Crisis, wherein no one was actually prepared for. However, in the case of La Union, the Province capitalized on the gains it has acquired from its transformation journey to remain strong during the pandemic. From planning processes and systems as well as actual implementation and operations to the documentation of best practices, the Province was able to address the health crisis in a better position with disciplined execution and foundations laid down.

Even with the Province's shift of risk classification to Modified General Community Quarantine on June, the CoViD- 19 virus continues to shed uncertainties and threats in the local, national, and global socio-economic environment. The following measures will be taken by the Province moving forward:

### **Strengthening COVID-19 Response**

The Province shall continue and strengthen its efforts in COVID-19 Response in partnership with its Component LGUs, other LGUs and the National Government. Banking on the best practices of other localities, the Province shall install improved systems for cases detection, isolation, treatment, and reintegration.

### **Preparing in the Event of a Long-Term Crisis**

The sudden declaration of a state of public health emergency and rise of cases in the country during the first quarter of 2020 increased the demand for personal protective equipment (PPE), disinfectants, and goods for relief packs. Local governments and citizens were faced with limited supply and high prices. Learning from this experience, the Province shall stockpile buffer supplies for PPEs, disinfectants and goods for relief packs until the end of the year. This will prepare the Province for providing assistance to its constituents and frontliners in the event that the health crisis will extend further.

### **Expanding the Province's Strategic Focus**

The Province previously identified its strategic focus on Agriculture and Tourism as the enabler industries for local economic development. However, changing times require the review and updating of the strategy to include efforts on CoViD-19 response and recovery for sustained local economic development. With an updated La Union Transformative Governance Roadmap, the Province shall work towards a Stronger La Union that is secure, sustainable, and self-sufficient.

The shift in the strategy will trigger the amendment of the 2020 Annual Investment Plan (AIP) and Annual Works and Financial Plan (AWFP), as well as adjustments in the 2020 Local Expenditure Program (LEP). Long Term and Medium Term Priorities will also be adjusted putting more focus on COVID-19 programs, projects, and activities for the 2021 Planning and Budgeting Process, updating of the Executive Legislative Agenda (ELA), and Provincial Development and Physical Framework Plan (PDPFP).



## Building a Secure Province

The pandemic brought to the fore the importance of public health service delivery, hence the Province shall work towards making quality primary health services accessible to the people through the implementation of the Universal Health Care (UHC) System, upgrading and equipping of health facilities in the barangays, and sustaining public hospital services, among others.

The Province shall also intensify its risk reduction response to manage disasters more effectively and expand its coverage not only to natural disasters, but also to man-made disasters and health crises. With the pandemic, disaster management related legislations, plans and systems shall be updated which shall serve as basis for additional capacitation of emergency response personnel.

People's well-being shall be ensured with proactive social services that are accessible to all. To systematize and to ease access to social assistance, the Province will launch a Centralized Provincial ID System, known as FERRO Card. Moreover, the local workforce shall also be capacitated with skills and knowledge that will allow them to adapt to flexible working arrangements. School children and public school teachers will also be equipped with technological platforms for alternative learning systems.

Upholding the safety and liberty of citizens signifies the positive state of well-being among people within physical and social environments. The Province shall also strengthen the implementation of its peace and order programs. Moreover, aligned with the Whole of Nation approach, the Province shall do its best to deliver its services to Geographically Isolated and Disadvantaged Areas (GIDA.)

## Bolstering Self-Sufficiency

Agriculture is an essential industry in the Province and identified as a common denominator in all component LGUs. La Union is known to be a self-sufficient Province and this shall be sustained by promoting Modernized Agricultural Development through Production, Processing, and Marketing. This involves the improvement of agricultural produce and processed commodities that satisfies the demand of locals and potential external consumers. All these shall be supported by the construction of processing facilities, storage facilities, and irrigation facilities, among others. Technological platforms shall be utilized in the marketing of agricultural goods and capacitation of farmers and fisherfolks through the establishment of an e-market and agriculture portal for the Province. Households, Barangays, and Schools shall be encouraged to practice urban agriculture and backyard gardening. Agricultural research and development shall also be strengthened to introduce new technologies such as aquaponics. The opportunity of exporting agricultural products will also be taken into account.

## Driving a Sustainable Economy

The province will bank on the momentum it has established with the launching of its tourism strategy. It aims to spur tourism development through product design, investment promotion, and infrastructure improvement. Innovations in tourism products and services will be strengthened with the Province's competitive advantage. Investment promotion, job generation, technology advancement, and increased productivity, among others, shall pave the way for further economic growth in the Province. By improving the tourism infrastructure and service networks, tourists shall be able to experience better tourism activities and services when tourism fully re-opens.

These developments will be accompanied with the Province conscious and strengthened efforts in upholding the environmental quality through the implementation of solid waste management programs such as but not limited to construction of sanitary landfills in all component LGUs, intensified implementation of policies to reduce waste generation, and development of special and hazardous waste management systems.

Water quality and resource management will also be improved with the conduct of water resource inventory, construction of wastewater treatment facilities in strategic areas, establishment of man made water resources for residential, commercial and agricultural use, and regular testing and monitoring of water quality in selected areas, among others.

Natural Resource Protection will be strengthened with the conduct of rapid biodiversity assessment, land conversion management, technologically abled forest management, and continuous management of protected areas, among others.

### Seeking Continuous Development

To strengthen public service delivery, the Provincial Government aims to ensure continuous improvement of its organization. Organizational performance will be elevated to ensure processes are improved and the workforce are at optimal capacity. This shall be done through the continued implementation of the Performance Governance System (PGS), upgrading of ISO Certification on Quality Management System to include Environmental Management and Occupational Health and Safety and enhanced implementation of the Strategic Performance Management System (SPMS), among others.

There shall be efficient fiscal resource mobilization to ensure that sufficient funds are available for the implementation of programs, projects, and activities. This shall be done through improved local income generation strategies, strengthened interlocal cooperation, and favorable public-private partnerships.

Research and policy infrastructure should be strengthened to support program planning and implementation. This will be done through regular advisory monitoring, improved data collection and analysis, and documentation and replication of best practices. This shall likewise lay down the foundation for the Province to cultivate a culture of innovation to improve knowledge and spur development in the Province which shall consequently build on the reputation and integrity of the organization.




As the Province faces the new normal, it shall also capitalize on Information Communications Technology (ICT) to improve public service delivery with the maximum operations of the Provincial Wireless Digital Backbone, upgrading of workstations, and development of new systems that will connect the Provincial Government not only across Provincial Departments, but also with Component LGUs, National Agencies and the General Public. Through ICT, the Province will be able to streamline its processes for more accessible, efficient and faster services.

As the world heads towards the “New normal”, the Provincial Government aims to develop La Union into a stronger Province. Indeed, CoViD-19 caught everyone off guard, but the Province has taken all necessary steps to gain victory over this battle. We started out strong and we will continue to become stronger. It is vital for the government and citizens to converge its efforts in order to contain the spread of the virus and address economic shocks to consequently uplift the quality of lives of its people. La Union is a living testament of unity, hope, faith, and love during this crisis.

The CoViD-19 Pandemic proves how La Union belongs to the bigger picture. Just as how the world affected the Province, La Union can also make an impact on the world by continuing to become an example on how solidarity can overcome obstacles and challenges regardless of its magnitude and intensity.

This is La Union. Beyond the stunning scenery and hospitable people, we take pride in our dedication and commitment in transforming the lives of our people by making La Union a self-sufficient, secure and sustainable Province, a Province worth living in.





PROVINCE OF LA UNION  
SEAL

LOVE UNION  
COMMITMENT  
HEARTS BEATING AS ONE  
FOR THE LOVE OF  
LA UNION

7350







# **ACHIEVEMENTS, RECOGNITIONS AND AWARDS**



# SILVER GOVERNANCE TRAILBLAZER AWARD

Institute for Solidarity in Asia  
November 28, 2019



The Proficiency Stage of the Performance Governance System is granted to the Provincial Government of La Union after the conduct of audit review of the strategic performance as measured by the scorecard, reporting of actual performance against targets are in place, and the Office for Provincial Strategy, in charge of strategy execution, is fully functional.





# 2ND PLACE BEST IN E-GOV DATA DRIVEN GOVERNANCE AWARD

Department of Information and Communication Technology  
Department of the Interior and Local Government  
November 26, 2019



The Detainees Information System won Second Place in the Best in eGOV Data-Driven Governance Award - a good governance through ITC goes hand in hand with the fair and responsible processing of data.





# GOLD AWARDEE NATIONAL ANTI-DRUG ABUSE COUNCIL (ADAC) PERFORMANCE AWARD

Department of the Interior and Local Government | December 2, 2019



# MOST COMPETITIVE PROVINCE IN REGION I

National Competitiveness Council  
 (NCC)

December 11, 2019



ACHIEVEMENTS, RECOGNITIONS and AWARDS

AWARD	AWARDING BODY	DATE GIVEN	TYPE	Nature of Award
Certificate of Award - Top 7 among all Provinces in the Philippines in Local Collection Efficiency	Bureau of Local Government Finance	December 17, 2018	National	Citation-Recognition
National Anti-Drug Abuse Council (ADAC) Performance Award - Silver Awardee	Department of the Interior and Local Government	December 28, 2018	National	Competition
PRIME-HRM Regional Awardee (Agencies Meeting Maturity Level 2 in the 4HRM Systems: RSP, L&D, PM & R&R)	Civil Service Commission ROI	January 28, 2019	Regional	Competition/National Search
Bronze Award - PRIME-HRM	Civil Service Commission ROI	July 24, 2019	National	Competition/National Search
Rice Achiever Award 2018 (National Nominee)	Department of Agriculture	May 30, 2019	National	Competition/National Search
2019 SIKAP Awardee	"Department of Agriculture Agricultural Training Institute - Regional Training Center I"	August 29, 2019	Regional	Citation-Recognition
Best PESO Regional Winner and National Nominee	Department of Labor and Employment	June 01, 2019	Regional	Competition
Certificate of Recognition in the Rehabilitation of Balebec-Bascao FMR & Balebec Bridge	The Philippine Rural Development Project	January 31, 2019	Regional	Citation-Recognition
Plaque of Recognition (Recognizing the approval of 10-year solid waste management plan)	DENR-EMB ROI	June 25, 2019	Regional	Citation-Recognition
Natatanging Parangal ng Pagkilala	Department of Environment and Natural Resources ROI	July 19, 2019	Regional	Citation-Recognition
DOH30 Hospital Star Awards 2019	Department of Health	September 17, 2019	National	Competition/National Search
Gawad Pagkilala	Bureau of Fisheries and Aquatic Resources	September 20, 2019	Regional	Citation-Recognition
Best LGU Booth - Tara Na sa Norte Tourism & Travel Fair	NLEX-SCTEX Metro Pacific Tollways	September 27-29, 2019	National	Competition/National Search
Plaque of Recognition (as Best Implementer)	National Rabies Prevention and Control Program	September 30, 2020	National	Competition/National Search
National Finalist - 2019 Most Business Friendly LGU Award Province Level	Philippine Chamber of Commerce and Industry	October 3, 2019	National	Competition/National Search
2019 Regional Kaunlarang Pantao Award	POPCOM Region I	October 25, 2019	Regional	Citation-Recognition
3rd Placer - Best Province Implementer (30th National Statistics Month)	Regional Development Council (Region I)	October 29, 2020	Regional	Competition/Regional Search
3rd Placer - Special Recognition to La Union Rescue 911 (21st Gawad Kalasag CY 2019 Regional Award for Excellence in Disaster Risk Reduction and Management & Humanitarian Assistance)	Office of Civil Defense ROI	October 25, 2019	Regional	Citation-Recognition
2019 National Quality Corn Achievers Award	Department of Agriculture	November 12, 2019	National	Competition/National Search
2nd Runner-Up 100 Seconds Infection Prevention and Control Jingle (CDH)	Philippine Hospital Association	November 21, 2019	National	Competition/National Search
Best in Hand Hygiene - Level 1 - Hospital Best Practices in Infection Prevention and Control Awards Year VI	Philippine Hospital Association	November 21, 2019	National	Competition/National Search
2nd Place - Best in e-Gov Customer Empowerment Award - Digital Governance Awards - LGU Best Practices in ICT	Department of Information and Communication Technology; Department of the Interior and Local Government	November 26, 2019	National	Competition/National Search









**PROVINCIAL GOVERNMENT OF LA UNION**

Provincial Capitol, Aguila Rd., Brgy. II,

City of San Fernando, La Union 2500

63 (072) 242-5550

[info@launion.gov.ph](mailto:info@launion.gov.ph)